

NEWSLETTER


SEPTEMBER 2006

TRANSPLANT



Vol. 11. N° 1

INTERNATIONAL FIGURES ON ORGAN DONATION AND TRANSPLANTATION - 2005



2006



INTERNATIONAL FIGURES ON ORGAN, TISSUE & HEMATOPOIETIC STEM CELL DONATION & TRANSPLANTATION ACTIVITIES. DOCUMENTS PRODUCED BY THE COMMITTEE OF EXPERTS ON THE ORGANISATIONAL ASPECTS OF CO-OPERATION IN ORGAN TRANSPLANTATION (2005)

Editors: Rafael Matesanz & Blanca Miranda

NATIONAL DATA PROVIDED BY:

- **AUSTRALIA**
Lee Excell
- **AUSTRIA**
Mike Smith (ET)
- **BELGIUM**
Mike Smith (ET)
- **BULGARIA**
Yanko Nachkov
Mamchil Enchev
- **CANADA**
www.cihi.ca
- **CROATIA**
Mirela Busic
- **CYPRUS**
George Kyriakides
- **CZECH REPUBLIC**
Monika Sarsanova
- **DENMARK**
Frank Pedersen (SKT)
- **ESTONIA**
Peeter Dmitriev
- **EUROTRANSPLANT (ET)**
Germany, The Netherlands,
Austria, Belgium, Slovenia,
Luxemburg
Mike Smith (ET)
- **FINLAND**
Frank Pedersen (SKT)
- **FRANCE**
Cristelle Cantrelle
- **GEORGIA**
Gia Tomadze
- **GERMANY**
Mike Smith (ET)
Susanne Venhaus
- **GREECE**
Marianthi Katsani
- **HUNGARY**
Mihály Sándor
- **ICELAND**
Frank Pedersen (SKT)
- **IRELAND**
Phil Pocock
- **ISRAEL**
Sharona Bem Ami
- **ITALY**
Paola di Ciaccio
- **LATVIA**
Sergej Trushkov
- **LUXEMBURG**
Mike Smith (ET)
- **NEW ZEALAND**
Lee Excell
- **NORWAY**
Frank Pedersen (SKT)
- **POLAND**
Jaroslaw Czerwinski
- **PORTUGAL**
Luisa Taveira
- **ROMANIA**
Victor Gheorgue Zota
- **SCANDIATRANSPLANT (SKT)**
Denmark, Sweden,
Norway, Finland, Iceland
Frank Pedersen
- **SLOVAK REPUBLIC**
Ludovit Laca
- **SLOVENIA**
Mike Smith (ET)
- **SPAIN**
Carmen Martin
M^a Jose Lopez
Ana García
- **SWEDEN**
Frank Pedersen (SKT)
- **SWITZERLAND**
Claudia Luescher
- **THE NETHERLANDS**
Mike Smith (ET)
- **TURKEY**
Altay Köken
- **UNITED KINGDOM**
Phil Pocock
- **UNOS: USA**
www.unos.org
- **ARGENTINA**
Carlos Alberto Soratti
- **BOLIVIA**
www.grupopuntacana.org
- **BRASIL**
- **CHILE**
www.grupopuntacana.org
- **COLOMBIA**
María Paula Gómez Gómez
Rafael Romero
- **CUBA**
Juan Alberto Falcón Álvarez
- **DOMINICANA**
Fernando Morales
- **ECUADOR**
www.grupopuntacana.org
- **EL SALVADOR**
www.grupopuntacana.org
- **GRUPO PUNTA CANA**
Argentina, Brasil, Bolivia,
Chile, Colombia, Costa Rica,
Cuba, Ecuador, El Salvador,
Guatemala, Honduras,
México, Panamá, Paraguay,
Perú, Puerto Rico,
Dominicana R., Uruguay,
Venezuela
www.grupopuntacana.org
- **GUATEMALA**
Rudolf A. García-Gallont
- **MEXICO**
www.grupopuntacana.org
- **PANAMA**
www.grupopuntacana.org
- **PARAGUAY**
www.grupopuntacana.org
- **PERU**
www.grupopuntacana.org
- **PUERTO RICO**
www.grupopuntacana.org
- **URUGUAY**
Raul José Mizraji
Inés Álvarez
- **VENEZUELA**
Carmen Luisa Lattuf
de Milanés

Data recorded & prepared by Organización Nacional de Trasplantes (ONT) – Spain
Dr. Rafael Matesanz
Dra. Blanca Miranda
Ana García
Marina Alvarez

Foot Note:

For the purposes of this Newsletter the following definitions were used:

Organ donor: Every potential donor transferred to the operating theatre from whom, at least, one solid organ has been retrieved

Multiorgan donor: Every donor from whom, at least, two different solid organs have been retrieved

Absolute number: Include all figures corresponding to all donors/patients adults and children

Paediatric: Includes only paediatric activity (patients under 15 years old)



NEWSLETTER TRANSPLANT 2006

CONTENTS

- INTERNATIONAL FIGURES ON ORGAN DONATION AND TRANSPLANTATION. YEAR 2005 3
- INTERNATIONAL DATA ON ORGAN DONATION AND TRANSPLANTATION ACTIVITY, WAITING LIST AND FAMILY REFUSALS. YEAR 2005 23
- INTERNATIONAL DATA ON TISSUE AND HEMATOPOIETIC STEM CELL TRANSPLANT ACTIVITY. YEAR 2005 37





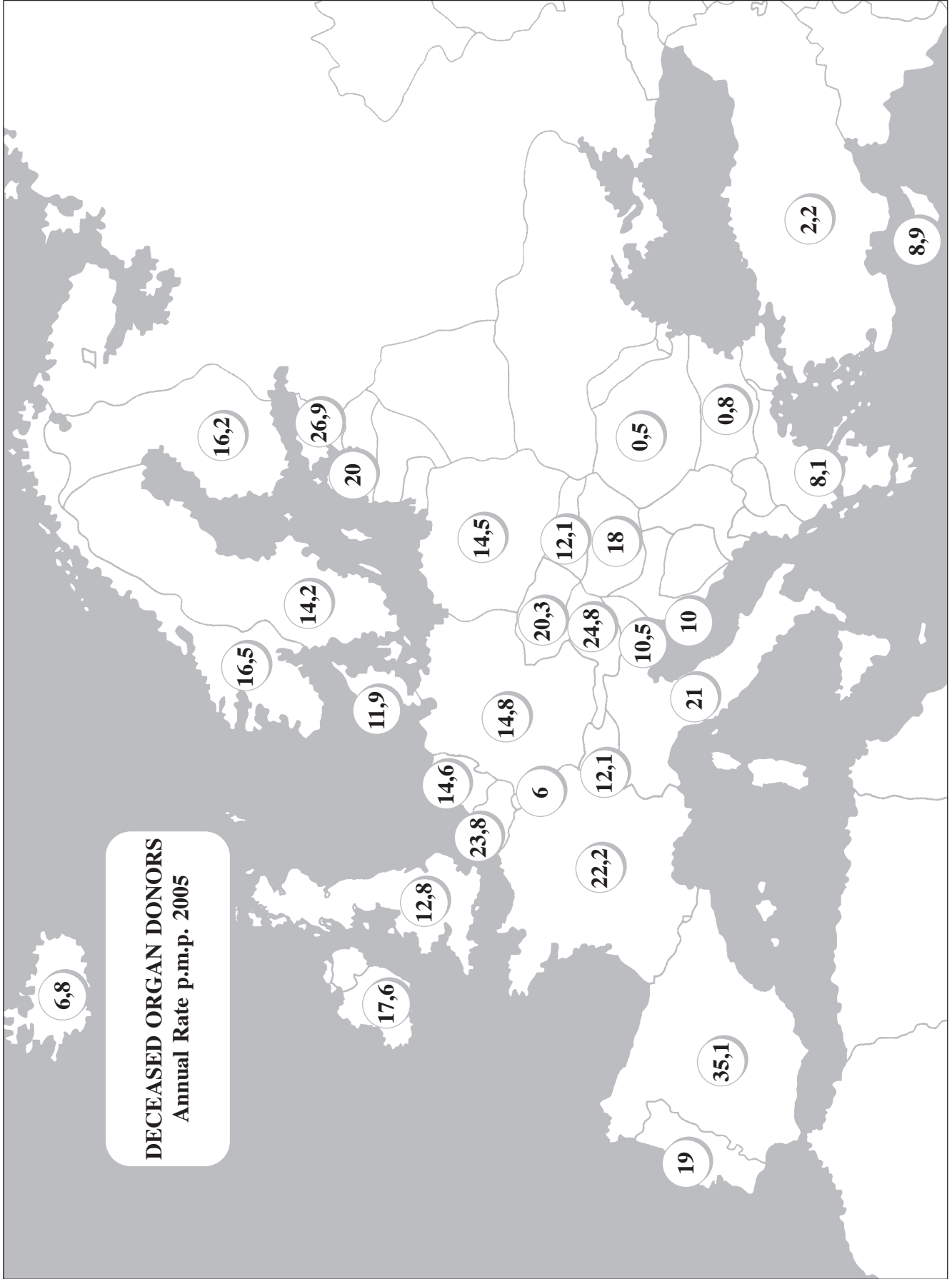
**COUNCIL
OF EUROPE**

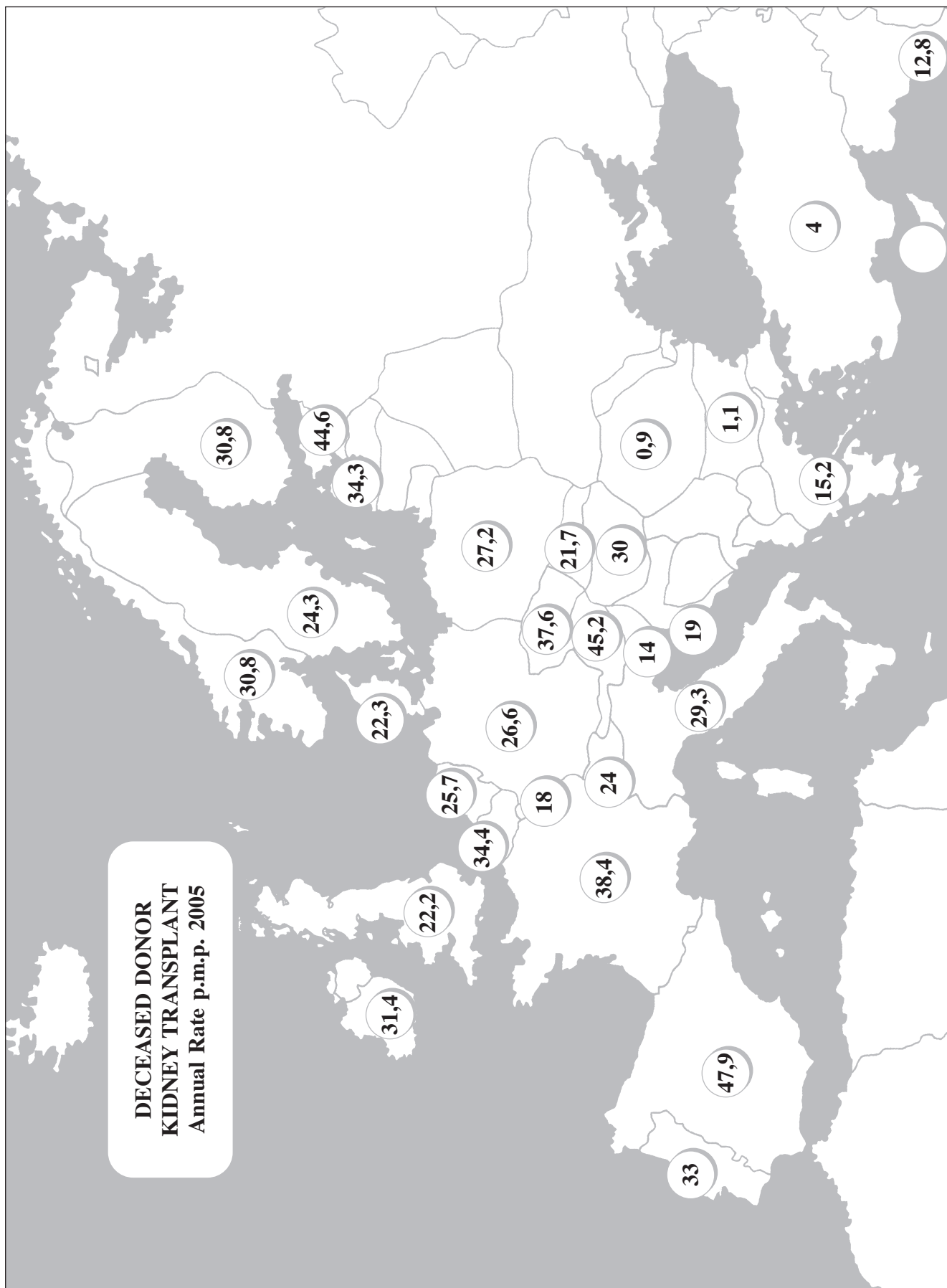
**CONSEIL
DE L'EUROPE**

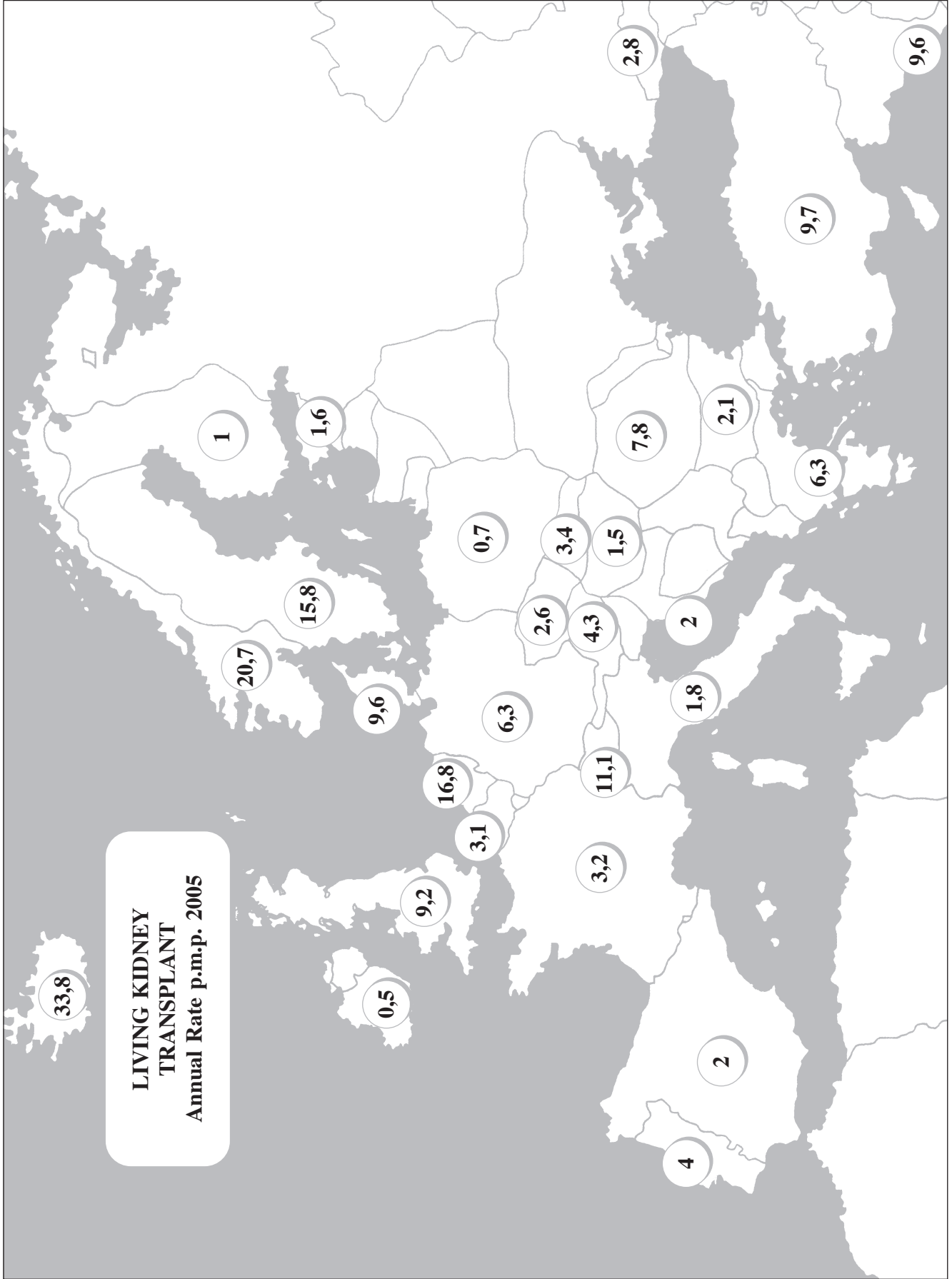


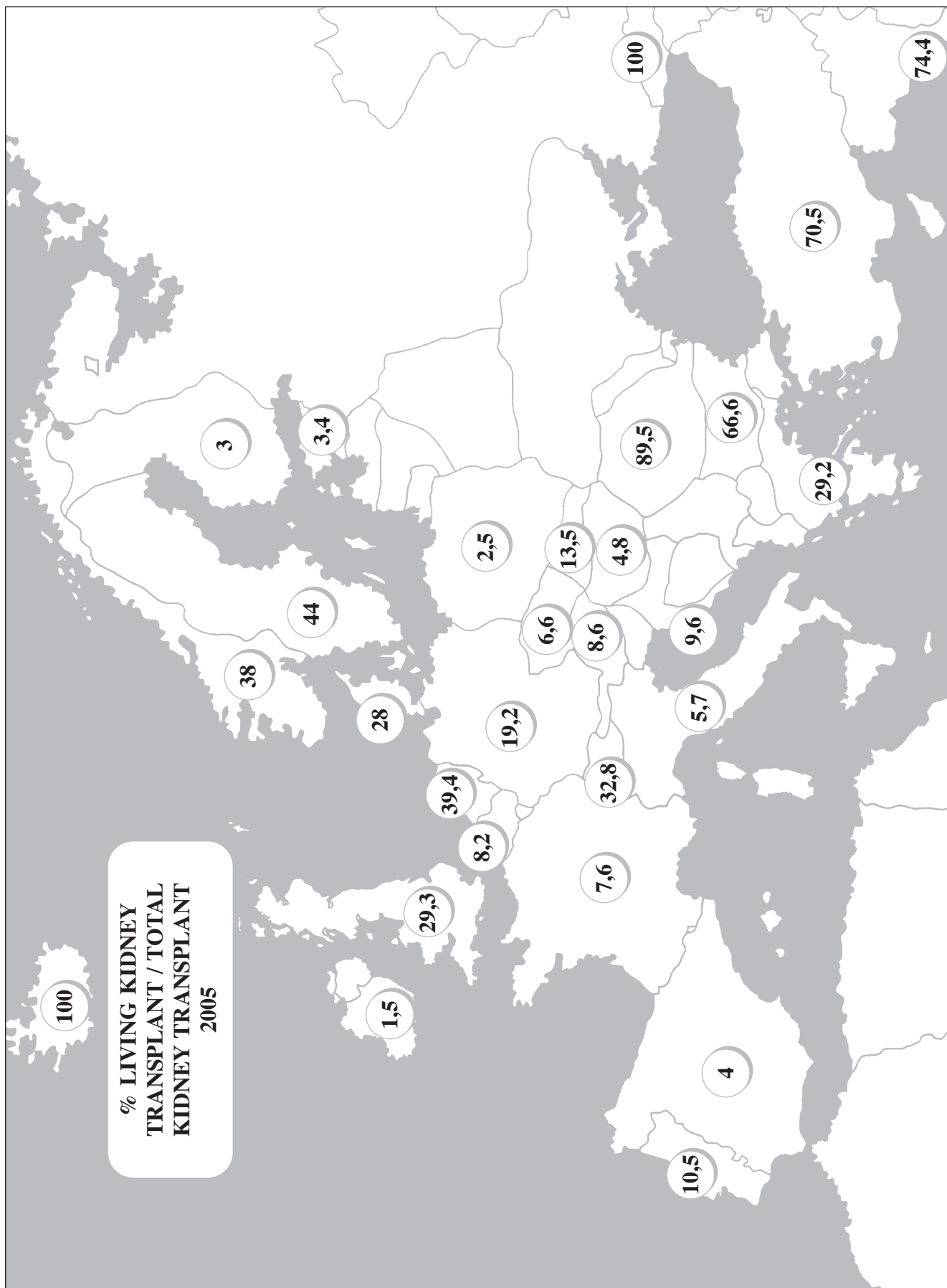
COUNCIL CONSEIL
OF EUROPE DE L'EUROPE

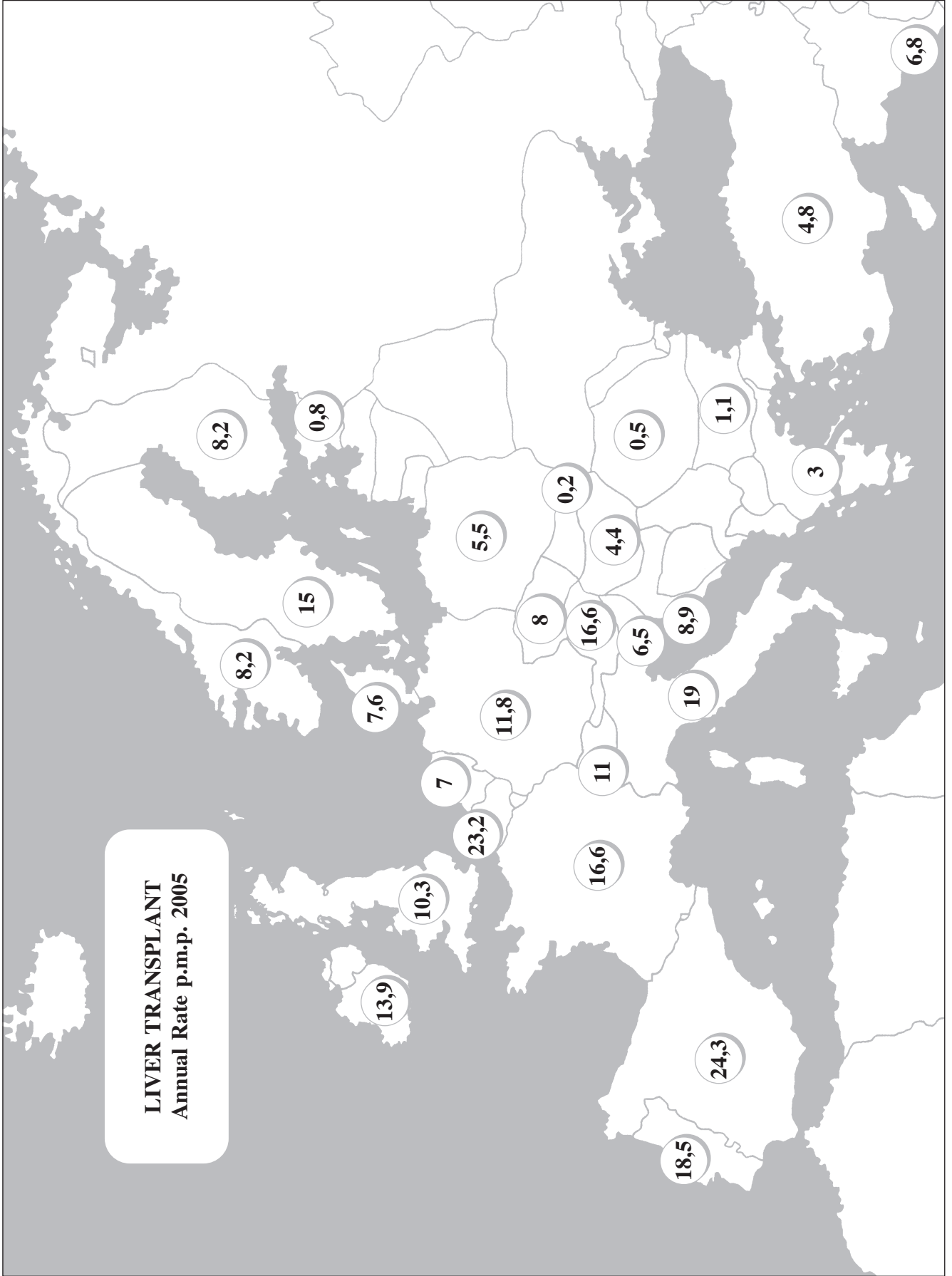
**International figures on
organ donation and
transplantation activity.
Year 2005**

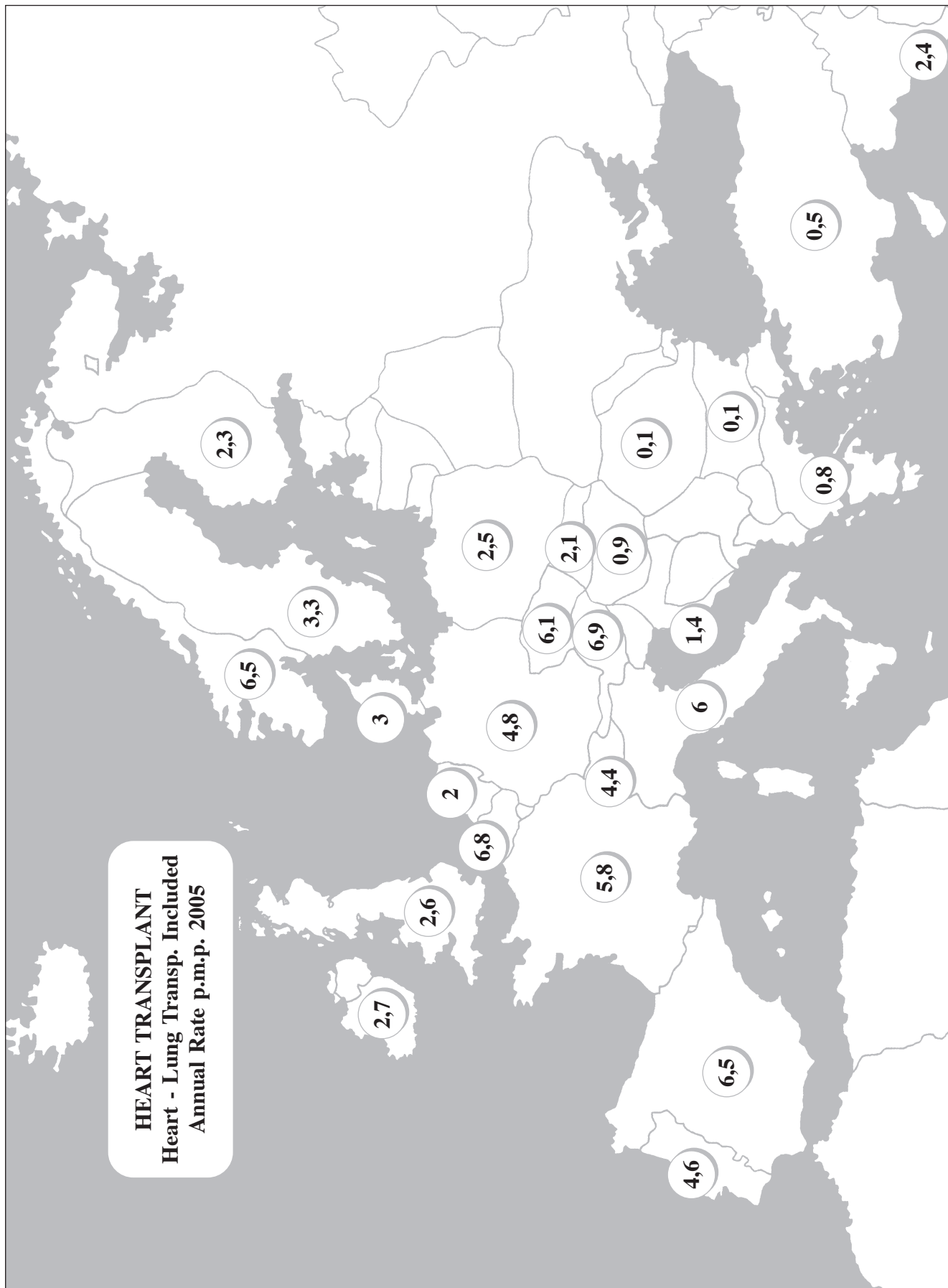


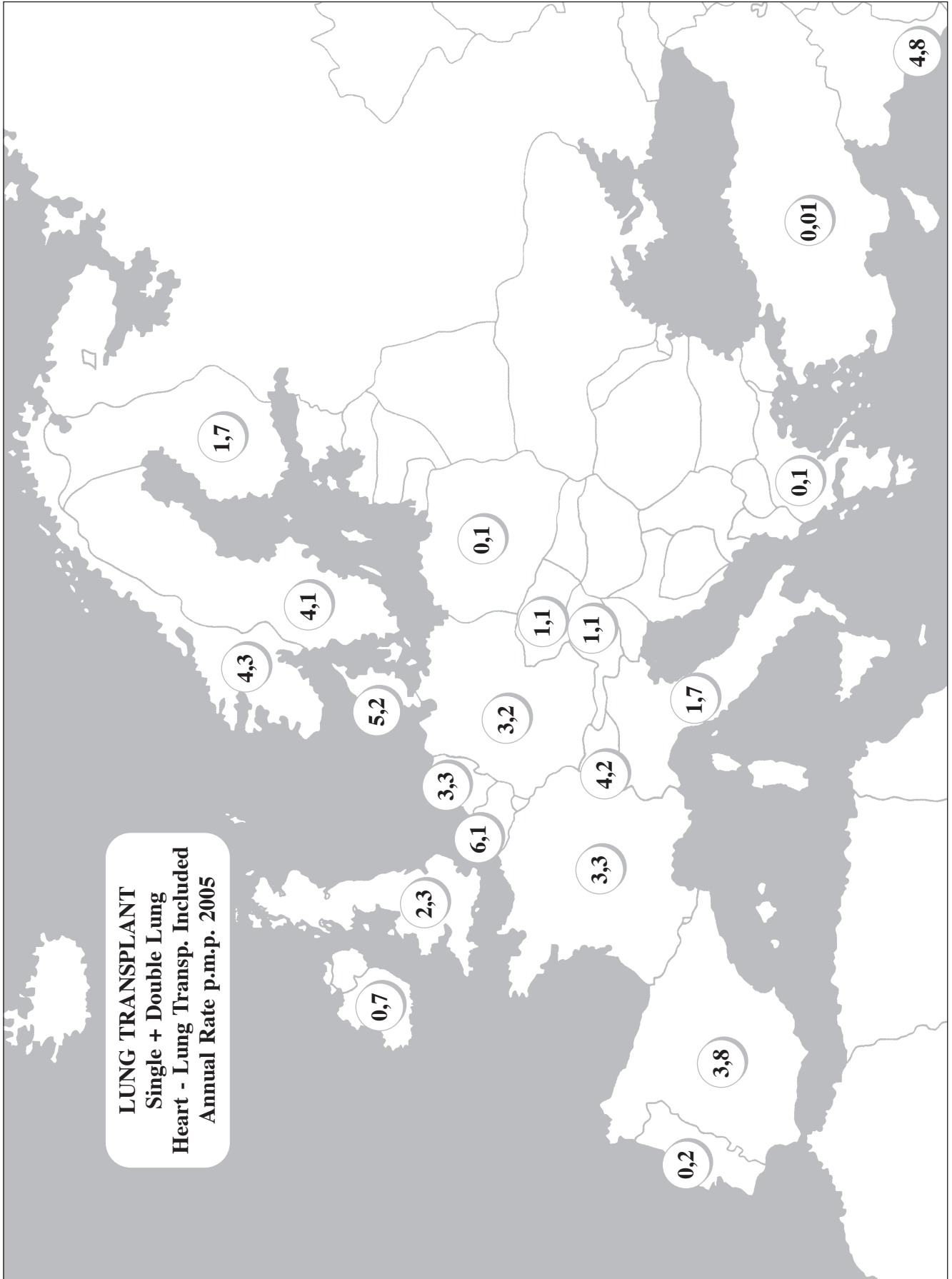


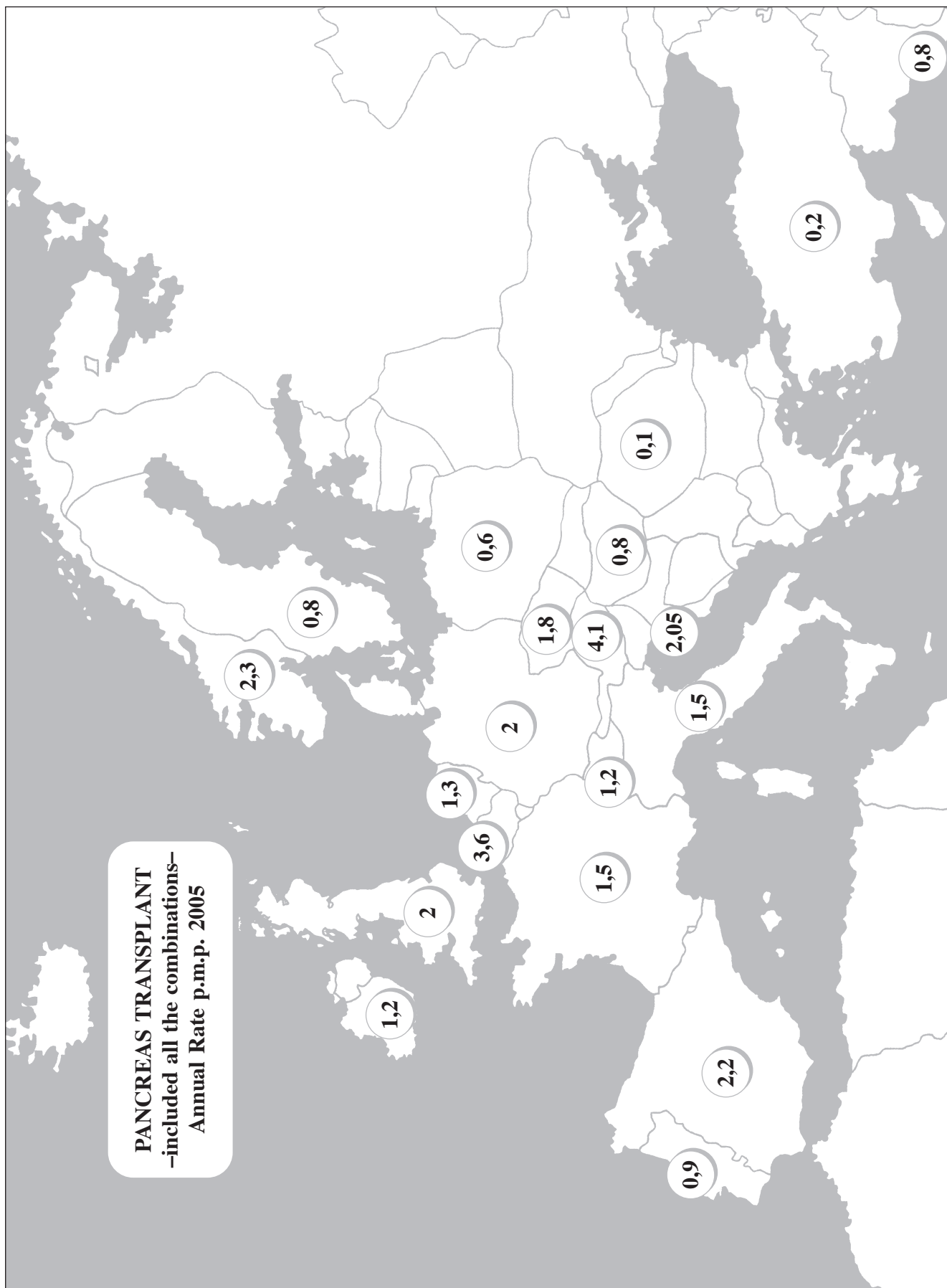


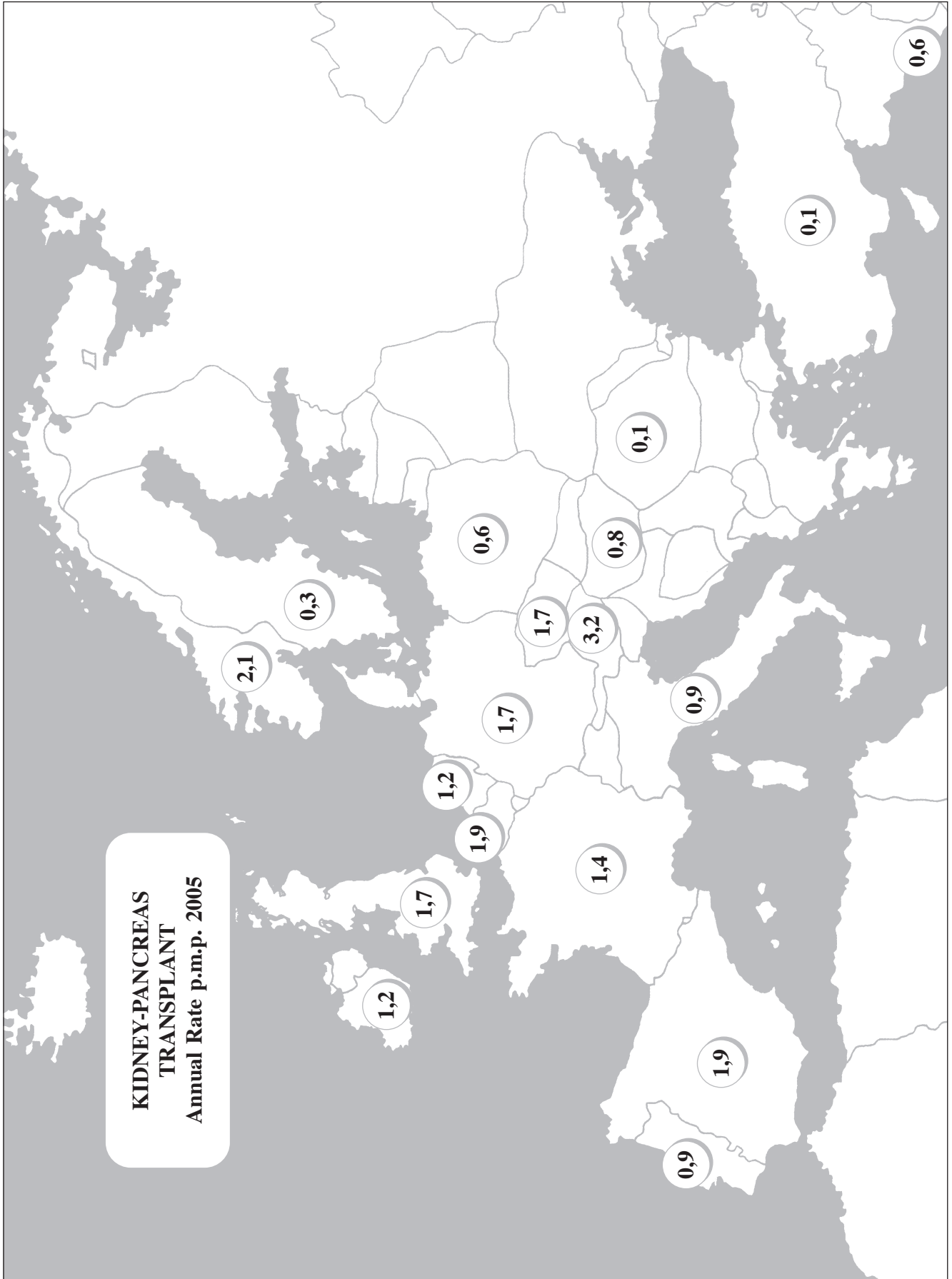










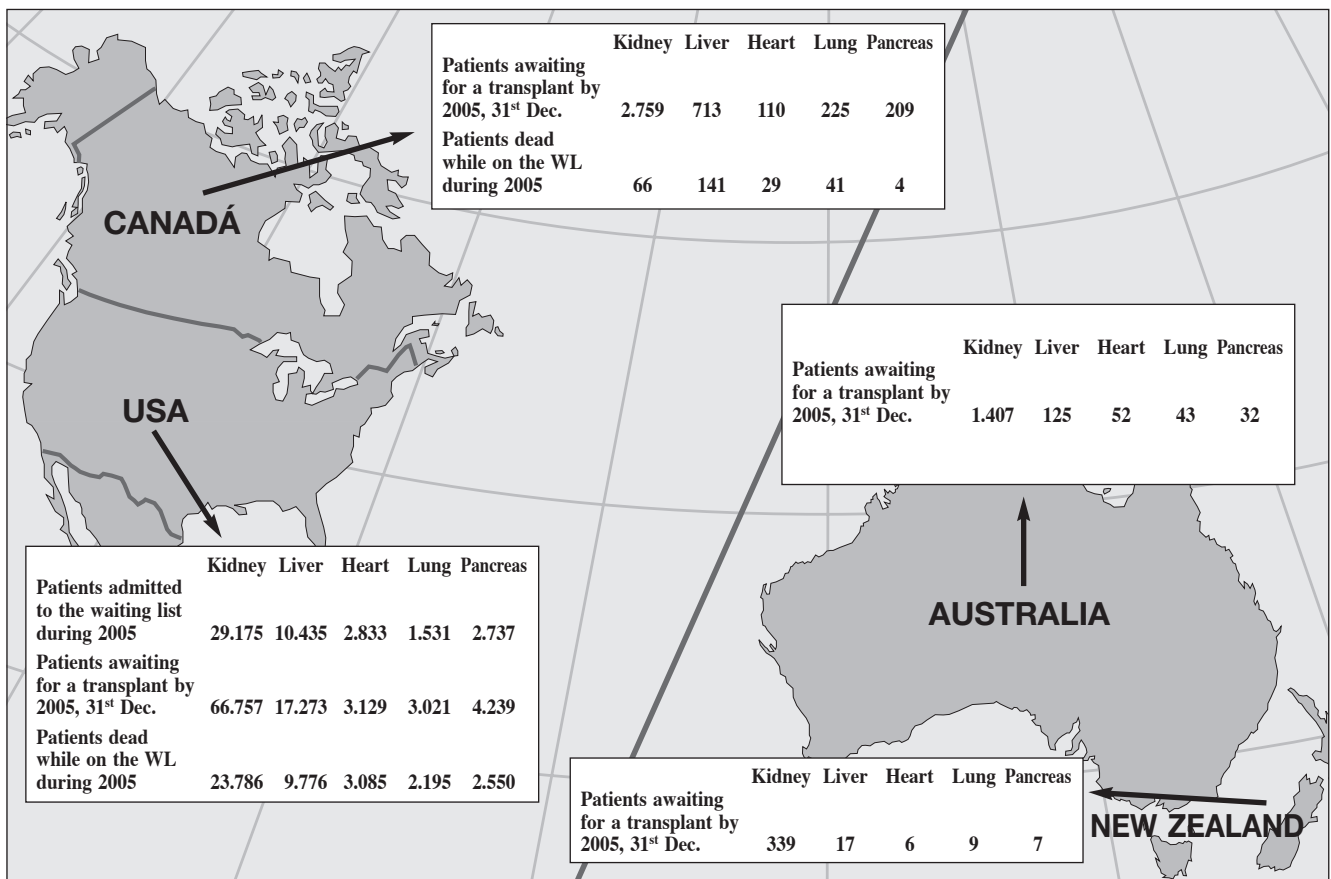
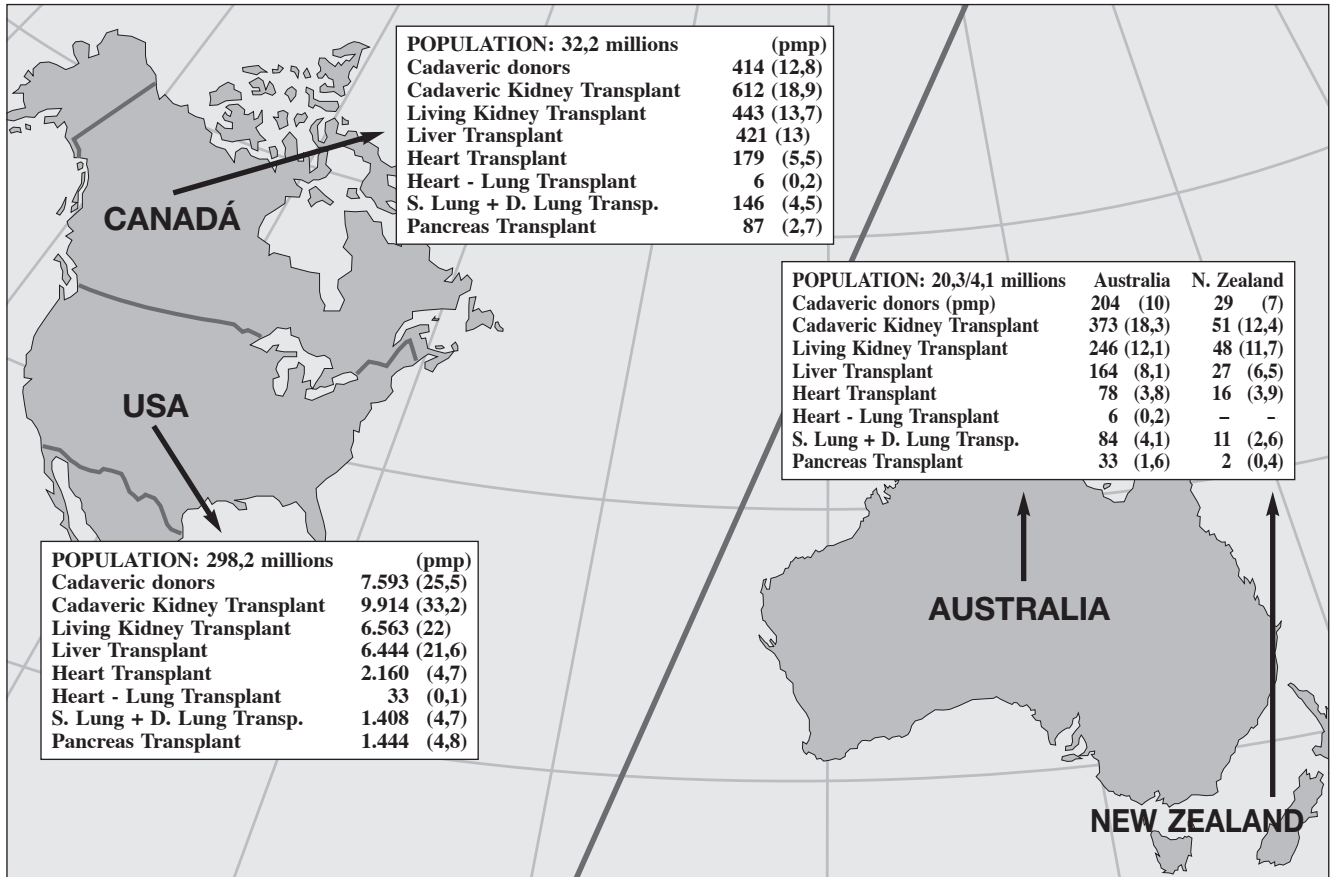




European Union Data on Organ Donation and Transplantation

EUROPEAN UNION	
Population (million inhabitants)	453.74
Deceased D. - included NHBD - (Rate - pmp -)	8516 (18.8)
NHB Donors (pmp)	341 (0.7)
% Multiorgan donors	-
KIDNEY	
TX – included all the combinations - (pmp)	16176 (35.6)
% (Living TX/ Total TX)	13.7
Paediatric <15 years	416
Deceased Donor TX (pmp)	13950 (30.7)
-Single TX (pmp)	12106 (26.7)
-Double TX (pmp)	186 (0.4)
Living TX (pmp)	2216 (4.9)
NHB kidney TX (pmp)	505 (1.1)
LIVER	
TX – included all the combinations - (pmp)	6095 (13.4)
Paediatric <15 years	379
-Split Liver TX (pmp)	434 (0.9)
-Domino Liver TX(pmp)	53 (0.1)
Living Liver TX (pmp)	233 (0.5)
NHB Liver TX (pmp)	59 (0.1)
HEART	
TX-included Heart-lung transplant- (pmp)	2004 (4.4)
Paediatric <15 years	88
HEART-LUNG	
Transplants (pmp)	55 (0.1)
Paediatric <15 years	40
LUNG	
TX – included all the combinations - (pmp)	1169 (2.6)
Paediatric <15 years	29
-Single (pmp)	356 (0.8)
-Double - included Heart/ Lung TX - (pmp)	812 (1.8)
NHB – double + single - Lung TX (pmp)	1567 (3.4)
PANCREAS	
TX – included all the combinations - (pmp)	720 (1.6)
Paediatric <15 years	2
-Kidney - Pancreas TX (pmp)	597 (1.3)
-Pancreas TX Alone (pmp)	96 (0.2)
SMALL BOWEL	
TX – included all the combinations - (pmp)	37 (0.1)
Paediatric <15 years	24
-Liver + Small Bowel (pmp)	16 (0.03)
S. B. TX Alone (pmp)	19 (0.04)
MULTIVISCERAL (pmp)	
	147 (0.3)









**DECEASED DONOR KIDNEY
TRANSPLANT & / LIVING
KIDNEY TRANSPLANT
Annual Rate p.m.p. 2005**







LIVER TRANSPLANT
Annual Rate p.m.p. 2005







LUNG TRANSPLANT
Single + Double Lung
Heart - Lung Transp. Included
Annual Rate p.m.p. 2005





PANCREAS TRANSPLANT
-included all the combinations-
Annual Rate p.m.p. 2005





Latin-America Data on Organ Donation and Transplantation



LATIN-AMERICA	
Population (million inhabitants)	531,1
Deceased Organ D. - included NHBD - (Rate - pmp -)	2999 (5.6)
NHB Donors (pmp)	
% Multiorgan donors	
KIDNEY	
TX - included all the combinations - (pmp)	6807 (12.8)
% (Living TX/ Total TX)	40.5
Paediatric <15 years	
Deceased Donor TX (pmp)	3740 (7.0)
-Single TX (pmp)	805 (1.5)
-Double TX (pmp)	6 (0.01)
Living TX (pmp)	2758 (5.2)
NHB kidney TX (pmp)	
LIVER	
TX - included all the combinations - (pmp)	1386 (2.6)
Paediatric <15 years	86 (0.2)
-Split Liver TX (pmp)	18 (0.03)
-Domino Liver TX(pmp)	
Living Liver TX (pmp)	58 (0.1)
NHB Liver TX (pmp)	
HEART	
TX - included Heart-lung transplant - (pmp)	401 (0.7)
Paediatric <15 years	6 (0.01)
HEART-LUNG	
Transplants (pmp)	3
Paediatric <15 years	
LUNG	
TX - included all the combinations - (pmp)	80 (0.1)
Paediatric <15 years	2
-Single (pmp)	14 (0.03)
-Double - included Heart/ Lung TX - (pmp)	6 (0.01)
NHB - double + single - Lung TX (pmp)	
PANCREAS	
TX - included all the combinations - (pmp)	347 (0.6)
Paediatric <15 years	
-Kidney - Pancreas TX (pmp)	347 (0.6)
-Pancreas TX Alone (pmp)	10 (0.02)
SMALL BOWEL	
TX - included all the combinations - (pmp)	2
Paediatric <15 years	
-Liver + Small Bowel (pmp)	
-S. B. TX Alone (pmp)	2
MULTIVISCERAL (pmp)	
	11 (0.02)



COUNCIL CONSEIL
OF EUROPE DE L'EUROPE

**International data on organ
donation and transplantation activity,
waiting list and family refusals.
Year 2005**



COUNTRIES	AUSTRIA	BELGIUM	BULGARIA	CROACIA	CZECH. R.	DENMARK	ESTONIA	FINLAND	FRANCE
Population (million inhabitants)	8,2	10,4	7,5	4,4	10,2	5,4	1,3	5,2	61,8

DONATION

Cadaveric D. - included NHBD - (Rate - pmp -)	203 (24,8)	248 (23,8)	6 (0,8)	44 (10)	207 (20,3)	63 (11,6)	35 (26,9)	85 (16,2)	1371 (22,2)
NHB Donors (pmp)	2 (0,2)	10 (1)		1 (0,2)	3 (0,3)				
% Multiorgan donors	71,9	81	50	81,8	48	66,7	2,8	77,7	75

TRANSPLANTATION

KIDNEY

TX - included all the combinations - (pmp)	406 (49,5)	390 (37,5)	24 (3,2)	94 (21,3)	411 (40,3)	168 (31)	60 (46,2)	166 (31,7)	2572 (41,6)
% (Living TX/ Total TX)	8,6	8,2	66,6	9,6	6,6	28	3,4	3	7,7
Paediatric <15 years	11	19		4	6	6	1	7	59
Cadaveric TX (pmp)	371 (45,2)	358 (34,4)	8 (1,1)	85 (19)	384 (37,6)	121 (22,3)	58 (44,6)	161 (30,8)	2375 (38,4)
-Single TX (pmp)			2 (0,3)	82 (18,6)	383 (37,5)	120 (22,2)	58 (44,6)		2325 (37,6)
-Double TX (pmp)			3 (0,4)	1 (0,2)	1 (0,1)	1 (0,2)			50 (0,8)
Living TX (pmp)	35 (4,3)	32 (3,1)	16 (2,1)	9 (2)	27 (2,6)	47 (8,7)	2 (1,6)	5 (1)	197 (3,2)
NHB kidney TX (pmp)	5 (0,6)	14 (1,3)			3 (0,3)				

LIVER

TX - included all the combinations - (pmp)	136 (16,6)	241 (23,2)	8 (1,1)	39 (8,9)	82 (8)	41 (7,6)	1 (0,8)	43 (8,2)	1024 (16,6)
Paediatric <15 years	11	34	5		2	8		6	61
-Split Liver TX (pmp)	6 (0,7)	24 (2,3)	3 (0,4)		1 (0,1)			1 (0,2)	61 (1)
-Domino Liver TX(pmp)		3 (0,3)							18 (0,3)
Living Liver TX (pmp)	3 (0,4)	24 (2,3)	5 (0,7)						49 (0,8)
NHB Liver TX (pmp)		4 (0,4)							

HEART

TX-included Heart-lung transplant- (pmp)	57 (6,9)	71 (6,8)	1 (0,1)	6 (1,4)	62 (6,1)	16 (3)		12 (2,3)	360 (5,8)
Paediatric <15 years	4	3			3	2		2	10

HEART-LUNG

Transplants (pmp)	1 (0,1)	1 (0,1)							21 (0,3)
Paediatric <15 years									

LUNG

TX - included all the combinations - (pmp)	90 (11)	63 (6,1)		9 (2,05)	11 (1,1)	28 (5,2)		9 (1,7)	205 (3,3)
Paediatric <15 years	3	1		9 (2,05)					6
-Single (pmp)	22 (2,7)	19 (1,8)			6 (0,6)	16 (3)			66 (1,1)
-Double - included Heart/ Lung TX - (pmp)	68 (8,3)	44 (4,2)			5 (0,5)	12 (2,2)			139 (2,2)
NHB - double + single - Lung TX (pmp)									

PANCREAS

TX - included all the combinations - (pmp)	34 (4,1)	38 (3,6)		9 (2,05)	18 (1,8)				92 (1,5)
Paediatric <15 years				9 (2,05)					
-Kidney - Pancreas TX (pmp)	26 (3,2)	20 (1,92)			17 (1,7)				84 (1,4)
-Pancreas TX Alone (pmp)	5 (0,6)	4 (0,4)			1 (0,1)				6 (0,1)

SMALL BOWEL

TX - included all the combinations - (pmp)									6 (0,1)
Paediatric <15 years									6
-Liver + Small Bowel (pmp)									2 (0,1)
-S. B. TX Alone (pmp)									4 (0,1)

MULTIVISCERAL (pmp)

			3 (0,4)						139 (2,2)
--	--	--	---------	--	--	--	--	--	-----------



COUNTRIES	GEORGIA	GERMANY	GREECE	HUNGARY	ICELAND	IRELAND	ISRAEL	ITALY	LATVIA
Population (million inhabitants)	5	82,5	11	10	0,3	4,04	7	56,9	2,3
DONATION									
Cadaveric D. - included NHBD - (Rate - pmp -)				181 (18)	2 (6,8)	71 (17,6)	62 (8,9)	1197 (21)	46 (20)
NHB Donors (pmp)			4				3 (0,4)		10 (4,3)
% Multiorgan donors		81,6	6,29	40	100	80,2	65	86,6	
TRANSPLANTATION									
KIDNEY									
TX - included all the combinations - (pmp)	14 (2,8)	2712 (32,9)	236 (21,4)	315 (31,5)	10 (33,8)	129 (31,9)	90 (12,8)	1772 (31,1)	79 (34,3)
% (Living TX/ Total TX)	100	19,2	29,2	4,8	100	1,5	74,4	5,7	
Paediatric <15 years			6	15		10	10	41	4
Cadaveric TX (pmp)		2190 (26,6)	167 (15,2)	300 (30)		127 (31,4)	90 (12,8)	1671 (29,3)	79 (34,3)
-Single TX (pmp)		2181 (26,4)	164 (14,9)	300 (30)		118 (29,2)	83 (11,8)	1516 (26,6)	79 (34,3)
-Double TX (pmp)		9 (0,1)	3 (0,3)			3 (0,7)		83 (1,5)	
Living TX (pmp)	14 (2,8)	522 (6,3)	69 (6,3)	15 (1,5)	10 (33,8)	2 (0,5)	67 (9,6)	101 (1,8)	18 (7,8)
NHB kidney TX (pmp)							6 (0,4)		
LIVER									
TX - included all the combinations - (pmp)		976 (11,8)	34 (3,01)	44 (4,4)		56 (13,9)	48 (6,8)	1081 (19)	
Paediatric <15 years			2	2			4	69	
-Split Liver TX (pmp)		84 (1,0)					2 (0,3)	127 (2,2)	
-Domino Liver TX (pmp)		10 (0,1)						2 (0,04)	
Living Liver TX (pmp)		78 (0,9)					5 (0,7)	28 (0,5)	
NHB Liver TX (pmp)							1 (0,1)		
HEART									
TX - included Heart-lung transplant- (pmp)		396 (4,8)	9 (0,8)	9 (0,9)		11 (2,7)	17 (2,4)	344 (6)	
Paediatric <15 years			1	1			2	20	
HEART-LUNG									
Transplants (pmp)		15 (0,2)					2 (0,3)	3 (0,1)	
Paediatric <15 years							1	1	
LUNG									
TX - included all the combinations - (pmp)		262 (3,2)	1 (0,1)			3 (0,7)	34 (4,8)	97 (1,7)	
Paediatric <15 years								3	
-Single (pmp)		55 (0,7)	1 (0,1)			2 (0,5)	27 (3,8)	36 (0,6)	
-Double - included Heart/ Lung TX - (pmp)		207 (2,5)				1 (0,2)	7 (1)	60 (1,1)	
NHB - double + single - Lung TX (pmp)									
PANCREAS									
TX - included all the combinations - (pmp)		165 (2)		8 (0,8)		5 (1,2)	6 (0,8)	87 (1,5)	
Paediatric <15 years									
-Kidney - Pancreas TX (pmp)		144 (1,7)		8 (0,8)		5 (1,2)	4 (0,6)	53 (0,9)	
-Pancreas TX Alone (pmp)		21 (0,3)					2 (0,3)	31 (0,5)	
SMALL BOWEL									
TX - included all the combinations - (pmp)		2						7 (0,1)	
Paediatric <15 years		1						2 (0,04)	
-Liver + Small Bowel (pmp)		1						5 (0,1)	
-S. B. TX Alone (pmp)									
MULTIVISCERAL (pmp)		1						2 (0,04)	



COUNTRIES	LUXEMBOURG	NORWAY	POLAND	PORTUGAL	ROMANIA	SLOVAK R.	SLOVENIA	SPAIN
Population (million inhabitants)	0,5	4,6	38,2	10	21	5,3	2	44,1
DONATION								
Cadaveric D. - included NHBD - (Rate - pmp -)	3 (6)	76 (16,5)	556 (14,5)	190 (19)	11 (0,5)	64 (12,1)	21 (10,5)	1546 (35,1)
NHB Donors (pmp)	66,7	89,5	41,7	80,5	81,8		81	71 (1,6)
% Multiorgan donors								82,2
TRANSPLANTATION								
KIDNEY								
TX - included all the combinations - (pmp)	9 (18)	229 (49,7)	1067 (27,9)	380 (38)	182 (8,7)	133 (25,1)	28 (14)	2200 (49,9)
% (Living TX/ Total TX)		38	2,5	10,5	89,5	13,5		4
Paediatric <15 years		10	52		7			72
Cadaveric TX (pmp)	9 (18)	142 (30,8)	1040 (27,2)	330 (33)	19 (0,9)	115 (21,7)	28 (14)	2113 (47,9)
-Single TX (pmp)			1038 (27,1)	328 (32,8)	19 (0,9)			2092 (47,4)
-Double TX (pmp)			2 (0,05)	2 (0,2)				20 (0,4)
Living TX (pmp)		87 (18,9)	27 (0,7)	40 (4)	163 (7,8)	18 (3,4)		87 (2)
NHB kidney TX (pmp)								78 (1,8)
LIVER								
TX - included all the combinations - (pmp)		38 (8,2)	212 (5,5)	185 (18,5)	11 (0,5)	1 (0,2)	13 (6,5)	1070 (24,3)
Paediatric <15 years		5	22		4			61
-Split Liver TX (pmp)		1 (0,2)		7 (0,7)				22 (0,5)
-Domino Liver TX (pmp)		1 (0,2)		2 (0,2)				10 (0,2)
Living Liver TX (pmp)			13 (0,3)		6 (0,3)	1 (0,2)		25 (0,6)
NHB Liver TX (pmp)				1 (0,1)				6 (0,1)
HEART								
TX-included Heart-lung transplant- (pmp)		30 (6,5)	95 (2,5)	46 (4,6)	2 (0,1)	11 (2,1)		287 (6,5)
Paediatric <15 years		1	4					10
HEART-LUNG								
Transplants (pmp)		1 (0,2)						2 (0,04)
Paediatric <15 years								
LUNG								
TX - included all the combinations - (pmp)		20 (4,3)	3 (0,1)	2 (0,2)				167 (3,8)
Paediatric <15 years								6
-Single (pmp)		1 (0,2)	2 (0,05)	2 (0,2)				55 (1,2)
-Double - included Heart/ Lung TX - (pmp)		19 (4,1)	1 (0,03)					112 (2,5)
NHB - double + single - Lung TX (pmp)								6 (0,1)
PANCREAS								
TX - included all the combinations - (pmp)		11 (2,3)	22 (0,6)	9 (0,9)	3 (0,1)			96 (2,2)
Paediatric <15 years								
-Kidney - Pancreas TX (pmp)		10 (2,1)	22 (0,6)	9 (0,9)	2 (0,1)			82 (1,9)
-Pancreas TX Alone (pmp)		1 (0,2)						13 (0,3)
SMALL BOWEL								
TX - included all the combinations - (pmp)								11 (0,2)
Paediatric <15 years								7
-Liver + Small Bowel (pmp)								4 (0,1)
-S. B. TX Alone (pmp)								7 (0,2)
MULTIVISCERAL (pmp)			1 (0,03)		2 (0,1)			1 (0,02)



COUNTRIES Population (million inhabitants)	SWEDEN	SWITZERLAND	T. NETHERLANDS	TURKEY	U.K.	AUSTRALIA	CANADA	N. ZEALAND	USA
DONATION									
Cadaveric D. - included NHBd - (Rate - pmp -)	128 (14,2)	92 (12,1)	239 (14,6)	153 (2,2)	753 (12,8)	204 (10)	414 (12,8)	29 (7)	7593 (25,5)
NHB Donors (pmp)	84,4	80	120 (7,3)	74,5	121 (2,1)	9 (0,4)		86	
% Multiorgan donors			56,1		78	81			
TRANSPLANTATION									
KIDNEY									
TX - included all the combinations - (pmp)	391 (43,3)	250 (33,8)	697 (42,5)	926 (13,8)	1855 (31,4)	691 (30,4)	1059 (32,8)	99 (24,1)	16477 (55,2)
% (Living TX/ Total TX)	44	32,8	39,4	70,5	29,3	35,6		48,5	39,8
Paediatric <15 years	9	6	18		82	24			890
Cadaveric TX (pmp)	219 (24,3)	178 (24)	422 (25,7)	273 (4)	1312 (22,2)	373 (18,3)	612 (18,9)	51 (12,4)	9914 (33,2)
-Single TX (pmp)	218 (24,2)			269 (3,9)	1186 (20,1)	366 (18)	587 (18,2)	49 (11,9)	
-Double TX (pmp)	1 (0,1)			4 (0,1)	11 (0,2)	7 (0,3)	25 (0,8)		
Living TX (pmp)	172 (19,1)	82 (11,1)	275 (16,8)	653 (9,7)	543 (9,2)	246 (12,1)	443 (13,7)	48 (11,7)	6563 (22)
NHB kidney TX (pmp)		2 (1,6)	188 (11,5)		199 (3,4)	18 (0,8)			
LIVER									
TX - included all the combinations - (pmp)	135 (15)	82 (11,1)	115 (7)	324 (4,8)	605 (10,3)	164 (8,1)	421 (13)	27 (6,5)	6444 (21,6)
Paediatric <15 years	11	7	10	11	80	11			569
-Split Liver TX (pmp)	16 (1,7)			1 (0,01)	85 (1,4)	26 (1,2)	1	5 (1,2)	
-Domino Liver TX (pmp)	7 (0,8)		1 (0,1)						
Living Liver TX (pmp)	3 (0,3)	2 (1,6)	1 (0,1)	200 (2,9)	8 (0,1)			4 (0,9)	323 (1,1)
NHB Liver TX (pmp)			20 (1,2)		28 (0,5)				
HEART									
TX-included Heart-lung transplant- (pmp)	30 (3,3)	33 (4,4)	33 (2)	36 (0,5)	155 (2,6)	78 (3,8)	179 (5,5)	16 (3,9)	2160 (4,7)
Paediatric <15 years	2	1	1	2	25	3			54
HEART-LUNG									
Transplants (pmp)		1 (0,1)	4 (0,2)		8 (0,1)	6 (0,2)	6 (0,2)		33 (0,1)
Paediatric <15 years					1	1			5
LUNG									
TX - included all the combinations - (pmp)	37 (4,1)	31 (4,2)	54 (3,3)	1 (0,01)	137 (2,3)	84 (4,1)	146 (4,5)	11 (2,6)	1408 (4,7)
Paediatric <15 years	1	4 (0,5)	2		7	4			54
-Single (pmp)	21 (2,3)	27 (3,6)	7 (0,4)	1 (0,01)	46 (0,8)	9 (0,4)	17 (0,5)	1 (0,2)	
-Double - included Heart/ Lung TX - (pmp)	16 (1,8)		47 (2,9)		91 (1,6)	75 (3,6)	129 (4)	10 (2,4)	
NHB - double + single - Lung TX (pmp)					1 (0,01)				
PANCREAS									
TX - included all the combinations - (pmp)	7 (0,8)	9 (1,2)	21 (1,3)	13 (0,2)	118 (2)	33 (1,6)	87 (2,7)	2 (0,4)	1444 (4,8)
Paediatric <15 years					2	2			33
-Kidney - Pancreas TX (pmp)	5 (0,3)	9 (1,2)	20 (1,2)	9 (0,1)	102 (1,7)	30 (1,4)	48 (1,5)	2 (0,4)	903 (3)
-Pancreas TX Alone (pmp)		1 (0,1)	1 (0,1)	4 (0,05)	14 (0,2)	3 (0,1)	39 (1,2)		541 (1,8)
SMALL BOWEL									
TX - included all the combinations - (pmp)		1 (0,1)		1 (0,01)	11 (0,9)		1 (0,03)		178 (0,6)
Paediatric <15 years					11				178 (0,6)
-Liver + Small Bowel (pmp)					7 (0,1)				
-S. B. TX Alone (pmp)		1 (0,1)		1 (0,01)	2 (0,03)				
MULTIVISCERAL (pmp)	1 (0,1)				2 (0,03)		1 (0,03)		



COUNTRIES	ARGENTINA	BOLIVIA	BRASIL	CHILE	COLOMBIA	CUBA	DOMINICANA R.	ECUADOR
Population (million inhabitants)	38,6	9,2	211	15,5	44	11,2	8	12,2

DONATION

Cadaveric D. - included NHBD - (Rate - pmp -)	407 (10,5)		1688 (8)	129 (8,3)	273 (6,2)	126 (11,2)	7 (1)	15 (1,2)
NHB Donors (pmp)								
% Multiorgan donors	54,8				50			

TRANSPLANTATION

KIDNEY

TX - included all the combinations - (pmp)
 % (Living TX/ Total TX)
 Paediatric <15 years
 Cadaveric TX (pmp)
 -Single TX (pmp)
 -Double TX (pmp)
 Living TX (pmp)
 NHB kidney TX (pmp)

	823 (21,3)		3716 (17,6)	233 (15)	494 (11,2)	138 (12,3)	54 (6,7)	69 (5,6)
	26,2		40,6		32,8	16,7	100	65,2
	57				37			
	607 (15,7)		1878 (8,9)	231 (14,9)	356 (8,1)	115 (10,2)		24 (2)
	601 (15,6)					115 (10,2)		
	6 (0,2)							
	216 (5,6)		1510 (7,2)		162 (3,7)	23 (1,8)	54 (6,7)	45 (3,7)

LIVER

TX - included all the combinations - (pmp)
 Paediatric <15 years
 -Split Liver TX (pmp)
 -Domino Liver TX (pmp)
 Living Liver TX (pmp)
 NHB Liver TX (pmp)

	251 (6,5)		872 (4,1)	62 (4)	115 (2,6)	20 (1,7)		
	71				10	2		
	16 (0,4)							
	43 (1,1)				12 (0,3)			

HEART

TX-included Heart-lung transplant- (pmp)
 Paediatric <15 years

	87 (2,2)		236 (1,1)	17 (1,1)	37 (0,8)	2 (0,2)		
	5							

HEART-LUNG

Transplants (pmp)
 Paediatric <15 years

	3 (0,1)							
--	---------	--	--	--	--	--	--	--

LUNG

TX - included all the combinations - (pmp)
 Paediatric <15 years
 -Single (pmp)
 -Double - included Heart/ Lung TX - (pmp)
 NHB - double + single - Lung TX (pmp)

	20 (0,6)		46 (0,2)	6 (0,4)	6 (0,1)	2 (0,2)		
	14 (0,4)					2 (0,2)		
	6 (0,2)							

PANCREAS

TX - included all the combinations - (pmp)
 Paediatric <15 years
 -Kidney - Pancreas TX (pmp)
 -Pancreas TX Alone (pmp)

	6 (0,2)		328 (1,6)	2 (0,1)	6 (0,1)			
	6 (0,2)		328 (1,6)	2 (0,1)	6 (0,1)			

SMALL BOWEL

TX - included all the combinations - (pmp)
 Paediatric <15 years
 -Liver + Small Bowel (pmp)
 -S. B. TX Alone (pmp)

							2	
								2

MULTIVISCERAL (pmp)

9 (0,2)



COUNTRIES	EL SALVADOR	GUATEMALA	MEXICO	PARAGUAY	PERÚ	URUGUAY	VENEZUELA
Population (million inhabitants)	6	12	106,1	10	27,1	3,2	26,2
DONATION							
Cadaveric D. - included NHBD - (Rate - pmp -)	3 (0,5)	141 (1,3)		2 (0,2)	22 (0,8)	64 (2,0)	49 (1,8)
NHB Donors (pmp)						29,7	3
% Multiorgan donors							
TRANSPLANTATION							
KIDNEY							
TX - included all the combinations - (pmp)	39 (6,5)	63 (5,2)	773 (7,3)	3 (0,3)	52 (2)	119 (37,2)	231 (8,8)
% (Living TX/ Total TX)	100	100	63,9	33,3	11,5	2,5	61,5
Paediatric <15 years						7	23
Cadaveric TX (pmp)			276 (2,6)	2 (0,2)	46 (1,7)	116 (36,2)	89 (3,4)
-Single TX (pmp)							89 (3,4)
-Double TX (pmp)							89 (3,4)
Living TX (pmp)	39 (6,5)	63 (5,2)	494 (4,7)	1 (0,1)	6 (0,2)	3 (0,9)	142 (5,4)
NHB kidney TX (pmp)							
LIVER							
TX - included all the combinations - (pmp)			57 (0,5)		3 (0,1)	1 (0,3)	5 (0,2)
Paediatric <15 years							3
-Split Liver TX (pmp)							2 (0,1)
-Domino Liver TX (pmp)							3 (0,1)
Living Liver TX (pmp)							
NHB Liver TX (pmp)							
HEART							
TX-included Heart-lung transplant- (pmp)			14 (0,1)		1 (0,03)	7 (2,2)	
Paediatric <15 years						1	
HEART-LUNG							
Transplants (pmp)							
Paediatric <15 years							
LUNG							
TX - included all the combinations - (pmp)							
Paediatric <15 years							
-Single (pmp)							
-Double - included Heart/ Lung TX - (pmp)							
NHB - double + single - Lung TX (pmp)							
PANCREAS							
TX - included all the combinations - (pmp)			3 (0,02)			2 (0,6)	
Paediatric <15 years							
-Kidney - Pancreas TX (pmp)			3 (0,02)			2 (0,6)	
-Pancreas TX Alone (pmp)							
SMALL BOWEL							
TX - included all the combinations - (pmp)							
Paediatric <15 years							
-Liver + Small Bowel (pmp)							
-S. B. TX Alone (pmp)							



COUNTRIES
Population

WAITING LIST

N°TX CENTRES:
Patients admitted to the WL during 2005
Patients awaiting for a TX by 2005, 31st Dec
Patients dead while on the WL during 2005
ESRD on dialysis treatment during 2005

LIVER
N°TX CENTRES:
Patients admitted to the WL during 2005
Patients awaiting for a TX by 2005, 31st Dec
Patients dead while on the WL during 2005

HEART
N°TX CENTRES:
Patients admitted to the WL during 2005
Patients awaiting for a TX by 2005, 31st Dec
Patients dead while on the WL during 2005

HEART-LUNG
N°TX CENTRES:
Patients admitted to the WL during 2005
Patients awaiting for a TX by 2005, 31st Dec
Patients dead while on the WL during 2005

LUNG
N°TX CENTRES:
Patients admitted to the WL during 2005
Patients awaiting for a TX by 2005, 31st Dec
Patients dead while on the WL during 2005

PANCREAS
N°TX CENTRES:
Patients admitted to the WL during 2005
Patients awaiting for a TX by 2005, 31st Dec
Patients dead while on the WL during 2005

SMALL BOWEL
N°TX CENTRES:
Patients admitted to the WL during 2005
Patients awaiting for a TX by 2005, 31st Dec
Patients dead while on the WL during 2005

FINLAND
5,2

ESTONIA
1,3

DENMARK
5,4

CZECH. R.
10,2

CROATIA
4,4

BULGARIA
7,5

BELGIUM
10,4

AUSTRIA
8,2

1
56
204
384
16
250

1
29
1
1

4
204
384
16

7
272
343
38

3
148
701

3
30
36
2
2493

425
955
32

408
826
52

1
1
1
1

2
67
37

1
69
23
1

2
2
40

2
2
23
26

2
47
44
8

71
80
13

1
15
4
2

2
26
22
4

2
26
87

1
1
4

2
23
26

1
47
44
8

71
80
13

1
13
6
1

1
52
57
6

1
26

1
1
4

2
15
4

2
23
26

2
47
44
8

116
73
12

1
13
6
1

1
52
57
6

1
26

1
1
4

2
15
4

2
23
26

7
79
60
7

116
73
12

1
13
6
1

1
52
57
6

1
26

1
1
4

2
15
4

2
23
26

7
79
60
7

116
73
12

1
13
6
1

1
52
57
6

1
26

1
1
4

2
15
4

2
23
26

7
79
60
7

116
73
12



COUNTRIES	LATVIA	LUXEMBURG	NORWAY	POLAND	ROMANIA	SLOVAK R.	SLOVENIA	SPAIN
Population	2,3	0,5	4,6	38,2	21	5,3	2	44,1

WAITING LIST

KIDNEY

N°TX CENTRES:	1	5	18	38	58	10	23	42
Patients admitted to the WL during 2005	68	193	1183	338	245	741	51	42
Patients awaiting for a TX by 2005, 31 st Dec	354	174	1105	1512	741	81	81	4152
Patients dead while on the WL during 2005	11	11	28	78	77			
ESRD on dialysis treatment during 2005			13000	5825				21385

LIVER

N°TX CENTRES:	1	6	1	10	1	1	23
Patients admitted to the WL during 2005	54	251	75	10	10	10	1151
Patients awaiting for a TX by 2005, 31 st Dec	7	98	242	8	8	9	605
Patients dead while on the WL during 2005	6	29	28	4	4	3	177

HEART

N°TX CENTRES:	1	4	2	20	1	1	18
Patients admitted to the WL during 2005	39	202	37	20	20	20	314
Patients awaiting for a TX by 2005, 31 st Dec	10	164	76	5	5	14	85
Patients dead while on the WL during 2005	5	30	4	2	2	3	29

HEART-LUNG

N°TX CENTRES:	2	28	27	1	2	2	7
Patients admitted to the WL during 2005	28	27	1	1	2	2	212
Patients awaiting for a TX by 2005, 31 st Dec	50	6	1	1	1	1	130
Patients dead while on the WL during 2005	8	1	17				30

LUNG

N°TX CENTRES:	1	33	50	8	1	17	10
Patients admitted to the WL during 2005	10	10	10	3	3	3	125
Patients awaiting for a TX by 2005, 31 st Dec	10	10	4	4	4	4	87
Patients dead while on the WL during 2005	3	3	80				2

PANCREAS

N°TX CENTRES:	1	10	10	3	3	3	2
Patients admitted to the WL during 2005	15	15	15	15	15	15	15
Patients awaiting for a TX by 2005, 31 st Dec	15	15	15	15	15	15	15
Patients dead while on the WL during 2005	6	6	6	6	6	6	6

SMALL BOWEL

N°TX CENTRES:	2	15	6
Patients admitted to the WL during 2005	15	15	15
Patients awaiting for a TX by 2005, 31 st Dec	15	15	15
Patients dead while on the WL during 2005	6	6	6



COUNTRIES	FRANCE	GERMANY	GREECE	HUNGARY	ICELAND	IRELAND	ISRAEL	ITALY
Population	61,8	82,5	11	10	0,3	4,04	7	56,9

WAITING LIST

KIDNEY

N°TX CENTRES:

Patients admitted to the WL during 2005
 Patients awaiting for a TX by 2005, 31st Dec
 Patients dead while on the WL during 2005
 ESRD on dialysis treatment during 2005

LIVER

N°TX CENTRES:

Patients admitted to the WL during 2005
 Patients awaiting for a TX by 2005, 31st Dec
 Patients dead while on the WL during 2005

HEART

N°TX CENTRES:

Patients admitted to the WL during 2005
 Patients awaiting for a TX by 2005, 31st Dec
 Patients dead while on the WL during 2005

HEART-LUNG

N°TX CENTRES:

Patients admitted to the WL during 2005
 Patients awaiting for a TX by 2005, 31st Dec
 Patients dead while on the WL during 2005

LUNG

N°TX CENTRES:

Patients admitted to the WL during 2005
 Patients awaiting for a TX by 2005, 31st Dec
 Patients dead while on the WL during 2005

PANCREAS

N°TX CENTRES:

Patients admitted to the WL during 2005
 Patients awaiting for a TX by 2005, 31st Dec
 Patients dead while on the WL during 2005

SMALL BOWEL

N°TX CENTRES:

Patients admitted to the WL during 2005
 Patients awaiting for a TX by 2005, 31st Dec
 Patients dead while on the WL during 2005

44	42	4	4	1	1	6	40
3158	2730	36	322			184	3099
5932	8853	775	939			490	8688
120	394	265	46			16	181
		8602					
24	25	1	1	1	1	3	21
1218	1401	48	78	75		99	1532
484	1623	114	48	26		101	1659
63	366	12	11	9		34	208
26	26	1	1	1	1	3	19
441	793	15	25			52	568
262	766	3	19			109	704
67	169	2	7			26	117
14							
174							
91	53						
23							
14	15	1		1		2	13
33	388	3	13			60	188
28	482	1	3			50	262
19	109	1	5			10	77
9	25	1	2		1	3	15
133	202		16			11	118
168	169		23			18	203
14	13		2				6
1	4						3
15							13
13							21
							4



COUNTRIES Population	SWEDEN	SWITZERLAND	T. NETHERLANDS	TURKEY	U.K.	AUSTRALIA	CANADA	N. ZEALAND	USA
	9	7,4	16,4	67,3	59	20,3	32,3	4,1	298,2
KIDNEY									
N°TX CENTRES:	4	6		28	27	21	21	3	250
Patients admitted to the WL during 2005	398	347	732		2843				29175
Patients awaiting for a TX by 2005, 31 st Dec	503	533	1088	11676	7126	1407	2759	339	66757
Patients dead while on the WL during 2005	19	12	87		293		66		23786
ESRD on dialysis treatment during 2005				34294					
LIVER									
N°TX CENTRES:	3	3		18	8	8	9	1	117
Patients admitted to the WL during 2005	161	116	145		879				10435
Patients awaiting for a TX by 2005, 31 st Dec	36	89	163	930	364	125	713	17	17273
Patients dead while on the WL during 2005	6	21	16		93		141		9776
HEART									
N°TX CENTRES:	3	4		12	7	4	12	1	131
Patients admitted to the WL during 2005	36	43	61		216				2833
Patients awaiting for a TX by 2005, 31 st Dec	23	23	54	205	102	52	110	6	3129
Patients dead while on the WL during 2005	4	2	12		24		29		3085
HEART-LUNG									
N°TX CENTRES:		2				2			
Patients admitted to the WL during 2005		1			28				
Patients awaiting for a TX by 2005, 31 st Dec		1			42				
Patients dead while on the WL during 2005					9				
LUNG									
N°TX CENTRES:	2	2			5	2	5	1	67
Patients admitted to the WL during 2005	37	37	98		242				1531
Patients awaiting for a TX by 2005, 31 st Dec	24	17	113		263	32	225	9	3021
Patients dead while on the WL during 2005	6	2	17		65		41		2195
PANCREAS									
N°TX CENTRES:	3	2			9		7	1	141
Patients admitted to the WL during 2005		18	33		32				2737
Patients awaiting for a TX by 2005, 31 st Dec	14	16	40	55	84		209	7	4239
Patients dead while on the WL during 2005		1	2		1		4		2550
SMALL BOWEL									
N°TX CENTRES:	1	1			3		3		18
Patients admitted to the WL during 2005		1			20				271
Patients awaiting for a TX by 2005, 31 st Dec		0			4		7		222
Patients dead while on the WL during 2005					4		2		63

WAITING LIST



COUNTRIES
Population

WAITING LIST

KIDNEY

N° TX CENTRES:

Patients admitted to the WL during 2005
Patients awaiting for a TX by 2005, 31st Dec
Patients dead while on the WL during 2005
ESRD on dialysis treatment during 2005

LIVER

N° TX CENTRES:

Patients admitted to the WL during 2005
Patients awaiting for a TX by 2005, 31st Dec
Patients dead while on the WL during 2005

HEART

N° TX CENTRES:

Patients admitted to the WL during 2005
Patients awaiting for a TX by 2005, 31st Dec
Patients dead while on the WL during 2005

HEART-LUNG

N° TX CENTRES:

Patients admitted to the WL during 2005
Patients awaiting for a TX by 2005, 31st Dec
Patients dead while on the WL during 2005

LUNG

N° TX CENTRES:

Patients admitted to the WL during 2005
Patients awaiting for a TX by 2005, 31st Dec
Patients dead while on the WL during 2005

PANCREAS

N° TX CENTRES:

Patients admitted to the WL during 2005
Patients awaiting for a TX by 2005, 31st Dec
Patients dead while on the WL during 2005

SMALL BOWEL

N° TX CENTRES:

Patients admitted to the WL during 2005
Patients awaiting for a TX by 2005, 31st Dec
Patients dead while on the WL during 2005

ARGENTINA	BOLIVIA	COLOMBIA	CUBA	GUATEMALA	URUGUAY	VENEZUELA
38,6		44	11,2	12	3,2	26,6
55			9		4	14
996			280		87	500
4657		354	142		506	414
250						19
26951	777			1900	2857	8834

15			2		1	1
301			28			15
301		57	8			10
71						2

26			1		3	
100			2		11	
125		18			15	
35						

7			1			
45			2			
66		4				
17						

5			1		1	
6					7	
18					14	

2						
1						
1		1				



FAMILY REFUSALS

COUNTRIES	BULGARIA	CROATIA	ESTONIA	FRANCE	GREECE	HUNGARY	ICELAND	ISRAEL
Population (million inhabitants)	7,5	4,4	1,3	61,8	11	10	0,3	7

Number of interviews, asking for consent to donation
 Number of family refusals (%)

283
 22 (8,6)

COUNTRIES	ITALY	LATVIA	NORWAY	POLAND	ROMANIA	SLOVAK R.	SPAIN	TURKEY
Population (million inhabitants)	56,9	2,3	4,6	38,2	21	5,3	44,1	67,3

Number of interviews, asking for consent to donation
 Number of family refusals (%)

1958
 575

14
 3

123
 21

1998
 335

224
 55

COUNTRIES	ARGENTINA	COLOMBIA	CUBA	PERU	URUGUAY	VENEZUELA
Population (million inhabitants)	38,6	44	11,2	27,1	3,2	26,2

Number of interviews, asking for consent to donation
 Number of family refusals (%)

988
 492

149
 23

91
 20

90
 38

(80)



**COUNCIL
OF EUROPE**

**CONSEIL
DE L'EUROPE**



COUNCIL CONSEIL
OF EUROPE DE L'EUROPE

**International data on tissue and
hematopoietic stem cell
transplant activity.
Year 2005**



COUNTRIES	ESTONIA	FRANCE	GREECE	HUNGARY	ISRAEL	ITALY	LATVIA	POLAND
Population (million inhabitants)	1,3	61,8	11	10	7	56,9	2,3	38,2

TISSUE ACTIVITY INDICATORS

Muscle Skeletal Tissue

N° Cadaveric donors (pmp)				20 (2,8)		266 (2,6)	32 (13,9)	
N° Living donors (pmp)						2505 (43,9)		
N° Grafted Patients (pmp)						4391 (7,7)		
N° Bank Processed Pieces (pmp)		13407 (216,9)		1525 (152,5)		7704 (135,4)	1 (0,4)	7659 (200,3)
Percentage of Discarded Pieces		12,50						30
Types of Tissues Distributed: Bone %						92		96,3
(frozen/ freeze-dry/ demineralized)						93,4/ 6/ 0,6		
Types of Tissues Distributed: Tendons %		1 (0,001)				8		0,1

Corneas

N° Cadaveric donors (pmp)			61 (5,54)	84 (8,4)	184 (26,3)	5921 (103,9)	26 (11,3)	443 (11,6)
N° Grafted Patients (pmp)	71 (54,6)	4160 (67,3)	88 (8)	161 (16,1)		4576 (80,3)		
N° Bank Processed Pieces (pmp)		9160 (148,2)	43 (3,9)			10850 (190,37)	1 (0,4)	884 (23,1)
Percentage of Discarded Pieces		49,7						

Vascular Tissue

N° Cadaveric donors (pmp)				6 (0,6)		156 (2,7)		10 (0,3)
N° Living donors (pmp)						576 (10,1)		
N° Grafted Patients (pmp)				34 (3,4)		244 (4,3)		
N° Bank Processed Pieces (pmp)		4603 (74,5)		49 (4,9)		832 (14,6)		10 (0,3)
Percentage of Discarded Pieces		70						10
Types of Tissues Distributed: Artery		397 (6,4)				48		
Types of Tissues Distributed: Vein		487 (7,9)				52		

Valves

N° Cadaveric Donors (pmp)				49 (4,9)	41 (5,8)	238 (4,2)		227 (5,9)
N° Grafted Patients (pmp)				56 (5,6)		174 (3,1)		181 (4,7)
N° Bank Processed Pieces (pmp)		289		49 (4,9)		439 (7,7)		
Percentage of Discarded Pieces		49 (0,79)						10
Types of Tissues Distributed: Aortic		70 (1,13)				35		
Types of Tissues Distributed: Pulmonary						50		
Types of Tissues Distributed: Tricuspid								
Types of Tissues Distributed: Mitral		18 (0,29)						
Types of Tissues Distributed: Other								15



COUNTRIES	ESTONIA	FRANCE	GREECE	HUNGARY	ISRAEL	ITALY	LATVIA	POLAND
Population (million inhabitants)	1,3	61,8	11	10	7	56,9	2,3	38,2
TISSUE ACTIVITY INDICATORS								
Skin								
N° Cadaveric donors (pmp)			4 (0,4)		94 (13,4)	300 (5,3)		175 (4,6)
N° living donors (pmp)								
N° grafted patients (pmp)						1270 (22,3)		140 (3,7)
N° Bank Processed Pieces (pmp)						605600		23455 (613,5)
Percentage of Discarded Pieces		12						50
Cell Cultures								
N° Cadaveric donors (pmp)								39 (1,0)
N° Living Donors (pmp)			3 (0,3)					
N° Grafted Patients (pmp)			3 (0,3)					2 (0,05)
N° bank Processed Pieces (pmp)								39 (1)
Percentage of Discarded Pieces								50
Types of Tissues Distributed: <i>Chondrocytes</i>								
Types of Tissues Distributed: <i>Keratinocytes</i>								
Types of Tissues Distributed: <i>Other</i>								100



COUNTRIES	PORTUGAL	ROMANIA	SPAIN	SWEDEN	TURKEY	U.K.	CUBA	VENEZUELA
Population (million inhabitants)	10	21	44,1	9	67,3	59	11,2	26,2

TISSUE ACTIVITY INDICATORS

Muscle Skeletal Tissue

N° Cadaveric donors (pmp)	3 (0,14)	665 (15,1)	18 (2)	130 (11,6)
N° Living donors (pmp)	14 (0,7)	2502 (56,8)		120 (10,7)
N° Grafted Patients (pmp)	25 (1,2)	5984 (136)		130 (11,6)
N° Bank Processed Pieces (pmp)		9264 (210,5)	70 (7,8)	600 (100)
Percentage of Discarded Pieces		13		2
Types of Tissues Distributed: Bone %	25	91		
(frozen/ freeze-dry/ demineralized)		50/ 41	/ 100/	
Types of Tissues Distributed: Tendons %	3	9		

Corneas

N° Cadaveric donors (pmp)	300 (30)	2950 (67)	319 (35,4)	1037 (15,4)	1869 (31,7)	189 (16,8)	6 (0,2)
N° Grafted Patients (pmp)	498 (49,8)	2758 (62,7)		1889 (28)	2443 (41,4)	196 (17,5)	11 (0,4)
N° Bank Processed Pieces (pmp)		5759 (130)	635 (70,6)	1984 (29,4)	3651 (61,9)	369 (100)	
Percentage of Discarded Pieces		49		44			

Vascular Tissue

N° Cadaveric donors (pmp)	226 (5,1)						2 (0,07)
N° Living donors (pmp)							
N° Grafted Patients (pmp)	183 (4,1)						2 (0,07)
N° Bank Processed Pieces (pmp)	115 (2,6)						
Percentage of Discarded Pieces	20						
Types of Tissues Distributed: Artery	96						
Types of Tissues Distributed: Vein	4						

Valves

N° Cadaveric Donors (pmp)	244 (5,5)	131 (14,6)	19 (0,3)
N° Grafted Patients (pmp)	125 (2,8)		19 (0,3)
N° Bank Processed Pieces (pmp)	305 (6,9)	249 (27,7)	
Percentage of Discarded Pieces	29		
Types of Tissues Distributed: Aortic	36		
Types of Tissues Distributed: Pulmonary	63		
Types of Tissues Distributed: Tricuspid	1		
Types of Tissues Distributed: Mitral			
Types of Tissues Distributed: Other			



COUNTRIES	PORTUGAL	ROMANIA	SPAIN	SWEDEN	TURKEY	U.K.	CUBA	VENEZUELA
Population (million inhabitants)	10	21	44,1	9	67,3	59	11,2	26,2
TISSUE ACTIVITY INDICATORS								
Skin								
N° Cadaveric donors (pmp)		6 (0,3)	72 (1,6)	25 (2,8)				
N° living donors (pmp)		23 (1,1)						
N° grafted patients (pmp)		32 (1,5)	57 (1,3)					
N° Bank Processed Pieces (pmp)			215173 (4890)	33259 (3695)				
Percentage of Discarded Pieces			16					
Cell Cultures								
N° Cadaveric donors (pmp)			94 (2,1)					
N° Living Donors (pmp)			94 (2,1)					
N° Grafted Patients (pmp)								
N° bank Processed Pieces (pmp)								
Percentage of Discarded Pieces			75					
Types of Tissues Distributed: <i>Chondrocytes</i>			25					
Types of Tissues Distributed: <i>Keratinocytes</i>								
Types of Tissues Distributed: <i>Other</i>								



COUNTRIES
Population (million inhabitants)

CROATIA
4,4

ESTONIA
1,3

FRANCE
61,8

GREECE
11

HUNGARY
10

ITALY
56,9

POLAND
38,23

HEMATOPOIETIC STEM CELL TRANSPLANTS

Autologous 80 18 3121 112 227 2740 499
 Allogeneic related 17 3 692 82 37 789 177
 Allogeneic unrelated 4 1 513 26 23 427 157
 Total 101 22 4326 220 287 3956 833

COUNTRIES

Population (million inhabitants)

PORTUGAL

10

ROMANIA

21

SPAIN

44,1

SWEDEN

9

TURKEY

67,3

CUBA

11,2

VENEZUELA

26,6

HEMATOPOIETIC STEM CELL TRANSPLANTS

Autologous 198 28 1353 279 279 10 35
 Allogeneic related 73 5 409 220 2 2 17
 Allogeneic unrelated 34 33 149 118 566 12 52
 Total 305 33 1911 338 566 12 52



**COUNCIL
OF EUROPE**

**CONSEIL
DE L'EUROPE**



MEMBERS OF THE TRANSPLANT COMMITTEE OF THE COUNCIL OF EUROPE

AUSTRIA

Ferdinand Mühlbacher

BELGIUM

Ludo Muylle

Jean-Paul Squifflet

BOSNIA AND HERZEGOVINA

Marina Bera

BULGARIA

Yanko Nachkov

CROATIA

Mirela Busic

CYPRUS

George Kyriakides

CZECH REPUBLIC

Premysl Fryda

Sylva Dusilova-Sulkova

DENMARK

Jorn Carlsen

ESTONIA

Peeter Dmitriev

EUROTRANSPLANT

Germany, The Netherlands, Austria,
Belgium, Slovenia, Luxemburg

Guido Persijn

Bernard Cohen

FINLAND

Kaija Salmela

FRANCE

Bernard Loty

GEORGIA

Gia Tomadze

GERMANY

Günter Kirste

GREECE

Ioannis Boletis

HUNGARY

Jozsef Borsi

Ferenc Perner

IRELAND

David P Hickey

ISRAEL

Tamar Ashkenazi

Alain Berrebi

ITALY

Alessandro Nanni Costa

Giuseppe Piccolo

LATVIA

Rafail Rozental

LITHUANIA

Julija Shirokova

MALTA

Peter Cauchi

NORWAY

Per Pfeffer

POLAND

Janusz Walaszewski

POTUGAL

Manuel M. Abecasis

Luisa Taveira

RUSSIAN FEDERATION

Nikolay V. TarabarKo

ROMANIA

Irinel Popescu

SCANDIATRANSPLANTSLOVENIA

Denmark, Sweden, Norway, Finland, Iceland

Per Pfeffer

Arnt Jakobsen

SERBIA AND MONTENEGRO

Sinisa Gradinac

SLOVAK REPUBLIC

Ludovit Laca

SLOVENIA

Danica Avsec- Letonja

SPAIN

Rafael Matesanz

SWEDEN

Hakan Gabel

SWITZERLAND

Philippe Morel

TURKEY

Bekir Keskinilic

THE NETHERLANDS

Bernadette Haase-Kromwijk

UNITED KINGDOM

Chris Rudge

Stephen Powis

COUNCIL OF EUROPE

(Secretariat)

Alina Tatarenko

Sophie-Marie Le Guilloux

Jacqueline Lostao

EUROPEAN COMMISSION

Eduardo Fernandez-Zincke

WHO

Luc Noël

2nd World Day for Organ Donation and Transplantation

Buenos Aires, Argentina - 26 October 2006
An event co-sponsored by the World Health Organization



ORGAN DONATION
A GIFT FOR LIFE

PROGRAM

- **Opening Ceremony**
 - National Authorities, Sanitary Authorities, World Health Organization (WHO), Pan American Health Organization (PAHO), Fairtransplant Foundation, Scientific Societies
 - VI Argentine and III Latin American Transplant Games: Parade of Delegations
- **Round Table 1**
Current Situation on Donation and Transplantation in Latin America -by the Transplantation Society for Latin America and the Caribbean (SLATC)-
- **Round Table 2**
Transplant, Community and Social Participation (Testimonials of Patients and Organizations)
- **Round Table 3**
Donation and Transplantation in the Education System (Education and Health Authority Officials)
- **Round Table 4**
Access and Regulation for Organ Transplantation in the Countries of the Pan American Health Organization (PAHO Representatives)
- **Round Table 5**
Transplantation: a Global Perspective (Representatives of WHO regions, PAHO, Council of Europe, Ibero-American Council, Fairtransplant Foundation)
- **Closing Ceremony**
Passage of the Baton to Kuwait, host of the 3rd World Day for Organ Donation and Transplantation.

2nd World Day for Organ Donation and Transplantation Secretariat Office

Ramsay 2250, C1428BAJ, Ciudad Autónoma de Buenos Aires - República Argentina
(54 11) 4781 0099 - diamundial@incucai.gov.ar - www.incucai.gov.ar/diamundial/Default.html



ORGAN DONATION
A GIFT FOR LIFE

2nd World Day for Organ Donation and Transplantation

Buenos Aires, Argentina 26 October 2006

Information and Registration

Ramsay 2250 - C1428BAJ - Buenos Aires, Argentina
diamondial@incocoi.gov.ar
www.incocoi.gov.ar/diamondial/Default.html
Phone/Fax: (54 11) 4781 0099



**DATA PROVIDED AT THE LAST MOMENT AND
NOT INCLUDED IN THE EDITION**

COUNTRIES	CYPRUS	LITHUANIA
Population (million inhabitants)	0.7	3.4
DONATION		
Deceased Organ D. - included NHBD - (Rate - pmp -)	5 (7.1)	39 (11.4)
NHB Donors (pmp)		
% Multiorgan donors		8
TRANSPLANTATION		
KIDNEY		
TX – included all the combinations - (pmp)	53 (75.7)	65 (19.11)
% (Living TX/ Total TX)	81.1	6.1
Paediatric <15 years		1
Deceased Donor TX (pmp)	10 (14.3)	61 (17.9)
-Single TX (pmp)		
-Double TX (pmp)		
Living TX (pmp)	43 (61.4)	4 (1.2)
NHB kidney TX (pmp)		
LIVER		
TX – included all the combinations - (pmp)		3 (0.88)
Paediatric <15 years		
-Split Liver TX (pmp)		
-Domino Liver TX(pmp)		
Living Liver TX (pmp)		
NHB Liver TX (pmp)		
HEART		
TX-included Heart-lung transplant- (pmp)		7 (2.05)
Paediatric <15 years		1
HEART-LUNG		
Transplants (pmp)		
Paediatric <15 years		
LUNG		
TX – included all the combinations - (pmp)		
Paediatric <15 years		
-Single (pmp)		
-Double - included Heart/ Lung TX - (pmp)		
NHB – double + single - Lung TX (pmp)		
PANCREAS		
TX – included all the combinations - (pmp)		
Paediatric <15 years		
-Kidney - Pancreas TX (pmp)		
-Pancreas TX Alone (pmp)		
SMALL BOWEL		
TX – included all the combinations - (pmp)		
Paediatric <15 years		
-Liver + Small Bowel (pmp)		
-S. B. TX Alone (pmp)		
MULTIVISCERAL (pmp)		

HEMATOPOIETIC STEM CELL TRANSPLANTS

COUNTRIES	LITHUANIA
Population (million inhabitants)	3.4
Autologous	32
Allogeneic related	16
Allogeneic unrelated	14
Total	62



COUNTRIES	CYPRUS	LITHUANIA
Population (million inhabitants)	0.7	3.4
<u>WAITING LIST</u>		
<i>KIDNEY</i>		
N° TX CENTRES:	1	2
Patients admitted to the WL during 2005	22	24
Patients awaiting for a TX by 2005, 31 st Dec	130	230
Patients dead while on the WL during 2005	16	
ESRD on dialysis treatment during 2005	240	
<i>LIVER</i>		
N° TX CENTRES:		2
Patients admitted to the WL during 2005		5
Patients awaiting for a TX by 2005, 31 st Dec		8
Patients dead while on the WL during 2005		2
<i>HEART</i>		
N° TX CENTRES:		2
Patients admitted to the WL during 2005		13
Patients awaiting for a TX by 2005, 31 st Dec		28
Patients dead while on the WL during 2005		8
<i>HEART-LUNG</i>		
N° TX CENTRES:		
Patients admitted to the WL during 2005		
Patients awaiting for a TX by 2005, 31 st Dec		
Patients dead while on the WL during 2005		
<i>LUNG</i>		
N° TX CENTRES:		
Patients admitted to the WL during 2005		
Patients awaiting for a TX by 2005, 31 st Dec		
Patients dead while on the WL during 2005		
<i>PANCREAS</i>		
N° TX CENTRES:		
Patients admitted to the WL during 2005		
Patients awaiting for a TX by 2005, 31 st Dec		
Patients dead while on the WL during 2005		
<i>SMALL BOWEL</i>		
N° TX CENTRES:		
Patients admitted to the WL during 2005		
Patients awaiting for a TX by 2005, 31 st Dec		
Patients dead while on the WL during 2005		

FAMILY REFUSALS

COUNTRIES	LITHUANIA
Population (million inhabitants)	3.4
Number of interviews, asking for consent to donation	85
Number of family refusals (%)	(32)