

NEWSLETTER

SEPTEMBER 2008

TRANSPLANT



Vol. 13. N° 1

INTERNATIONAL FIGURES ON ORGAN DONATION AND TRANSPLANTATION - 2007



2008



INTERNATIONAL FIGURES ON ORGAN, TISSUE & HEMATOPOIETIC STEM CELL DONATION & TRANSPLANTATION ACTIVITIES. DOCUMENTS PRODUCED BY THE COMMITTEE OF EXPERTS ON THE ORGANISATIONAL ASPECTS OF CO-OPERATION IN ORGAN TRANSPLANTATION (2007)

Editors: Rafael Matesanz

NATIONAL DATA PROVIDED BY:

- **AUSTRIA**
Mike Smith (ET)
- **BELGIUM**
Mike Smith (ET)
- **BULGARIA**
Dimitar Brunkov
- **CYPRUS**
George Kyriakides
- **CZECH REPUBLIC**
Pavel Brezovsky
- **DENMARK**
Frank Pedersen (SKT)
- **ESTONIA**
Peeter Dmitriev
- **FINLAND**
Frank Pedersen (SKT)
- **FRANCE**
Cristelle Cantrelle
- **GERMANY**
Mike Smith (ET)
- **GREECE**
Stratos Chatzixiros
- **HUNGARY**
Eszter Miskovits
- **IRELAND**
Freda O'Neill
- **ITALY**
Andrea Ricci
- **LATVIA**
Sergej Trushkov
- **LITHUANIA**
Julija Širokova
- **LUXEMBURG**
Mike Smith (ET)
- **NETHERLANDS**
Mike Smith (ET)
BIS Foundation
- **POLAND**
Jaroslaw Czerwinski
Piotr Malanowski
- **PORTUGAL**
Maria João Aguiar
- **ROMANIA**
Rosana TURCU
- **SLOVAK REPUBLIC**
Ludovit Laca
- **SLOVENIA**
Mike Smith (ET)
- **SPAIN**
Carmen Martin
Manuel Serrano
David Uruñuela
Silvia Martin
- **SWEDEN**
Frank Pedersen (SKT)
- **UNITED KINGDOM**
Phil Pocock
- **(ET) EUROTRANSPLANT**
Austria, Belgium, Croatia,
Germany, Luxemburg,
Netherlands, Slovenia
- **(SKT) SCANDIATRANSPLANT**
Denmark, Finland, Norway,
Sweden, Iceland
- **AUSTRALIA**
Lee Excell
- **CANADA**
Lilyanna Trpeski
- **CROATIA**
Mike Smith (ET)
- **GEORGIA**
Gia Tomadze
- **ICELAND**
Frank Pedersen (SKT)
- **ISRAEL**
Yael Bistriz
- **NEW ZEALAND**
Lee Excell
- **NORWAY**
Frank Pedersen (SKT)
- **SWITZERLAND**
Dagmar Vernet
- **TURKEY**
Altay Köken
- **UNOS: USA**
www.unos.org
- **ARGENTINA**
Ricardo Ruben Ibar
www.grupopuntacana.org
- **BOLIVIA**
Ana Claudia Pacheco
- **BRASIL**
Abraham Salomao Filho
- **CHILE**
www.grupopuntacana.org
- **COLOMBIA**
Luis Eduardo Mejía
www.grupopuntacana.org
- **CUBA**
Juan Alberto Falcón Alvarez
Juan Carlos Michelena
www.grupopuntacana.org
- **DOMINICANA**
Fernando Morales Billini
- **ECUADOR**
Jose Roberto Proaño
www.grupopuntacana.org
- **EL SALVADOR**
Raúl Armando Palomo Escobar
- **GUATEMALA**
Rudolf A. García-Gallont
- **HONDURAS**
Juan Ramon Barahona
- **MEXICO**
Enrique Martínez Gutiérrez
- **PANAMA**
David Crespo
- **PARAGUAY**
Blanca Virginia Franco
www.grupopuntacana.org
- **URUGUAY**
Inés Alvarez
Raul José Mizraji
www.grupopuntacana.org
- **VENEZUELA**
Carmen Luisa Lattuf de Milanés
www.grupopuntacana.org
- **GRUPO PUNTA CANA**
Argentina, Brasil, Bolivia, Chile,
Colombia, Costa Rica, Cuba,
Dominicana, Ecuador, El
Salvador, Guatemala,
Honduras, México, Panamá,
Paraguay, Perú, Puerto Rico,
Uruguay, Venezuela
www.grupopuntacana.org

Data recorded & prepared by Organización Nacional de Trasplantes (ONT) – Spain
Rafael Matesanz
Beatriz Mahillo
Marina Alvarez

Foot Note: For the purposes of this Newsletter the following definitions were used:

Organ donor: Every potential donor transferred to the operating theatre from whom, at least, one solid organ has been retrieved

Multiorgan donor: Every donor from whom, at least, two different solid organs have been retrieved

Absolute number: Include all figures corresponding to all donors/patients adults and children

Paediatric: Includes only paediatric activity (patients under 15 years old)



NEWSLETTER TRANSPLANT 2008

CONTENTS

- **INTERNATIONAL FIGURES ON ORGAN DONATION AND TRANSPLANTATION. YEAR 2007..... 3**
- **INTERNATIONAL DATA ON ORGAN DONATION AND TRANSPLANTATION,
WAITING LIST AND FAMILY REFUSALS. YEAR 2007. 23**
- **INTERNATIONAL DATA ON TISSUES AND HEMATOPOIETIC STEM CELL TRANSPLANTATION.
YEAR 2007. 37**
- **DOCUMENTS PRODUCED BY THE TRANSPLANT COMMITTEE OF THE COUNCIL OF EUROPE.
YEAR 2008. 43**
- **RESOLUTION CM/Res(2008)4 ON ADULT-TO-ADULT LIVING DONOR LIVER TRANSPLANTATION 44**
- **RESOLUTION CM/Res(2008)6 ON TRANSPLANTATION OF KIDNEYS FROM LIVING DONORS
WHO ARE NOT GENETICALLY RELATED TO THE RECIPIENT 46**

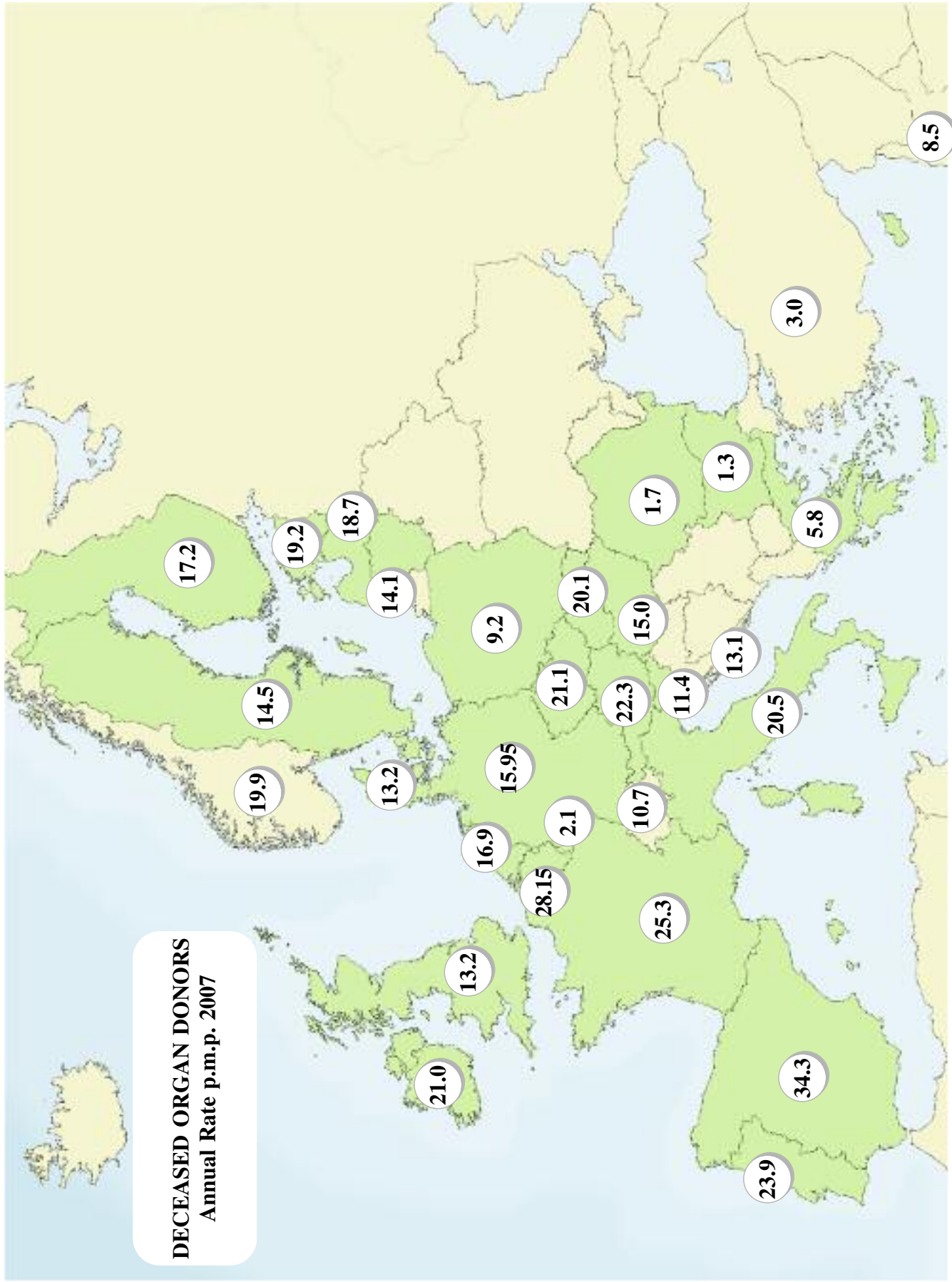


**COUNCIL
OF EUROPE**

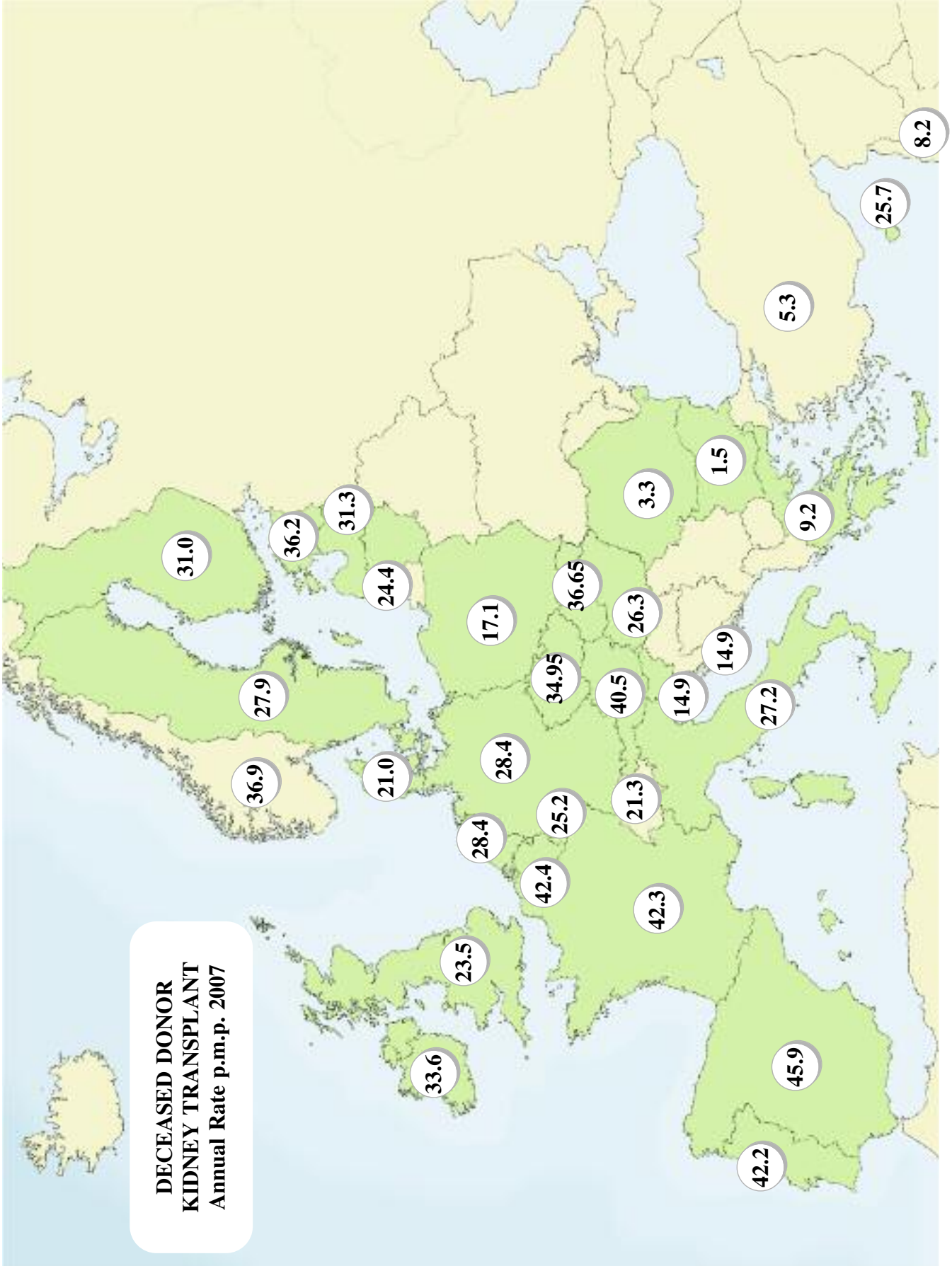
**CONSEIL
DE L'EUROPE**



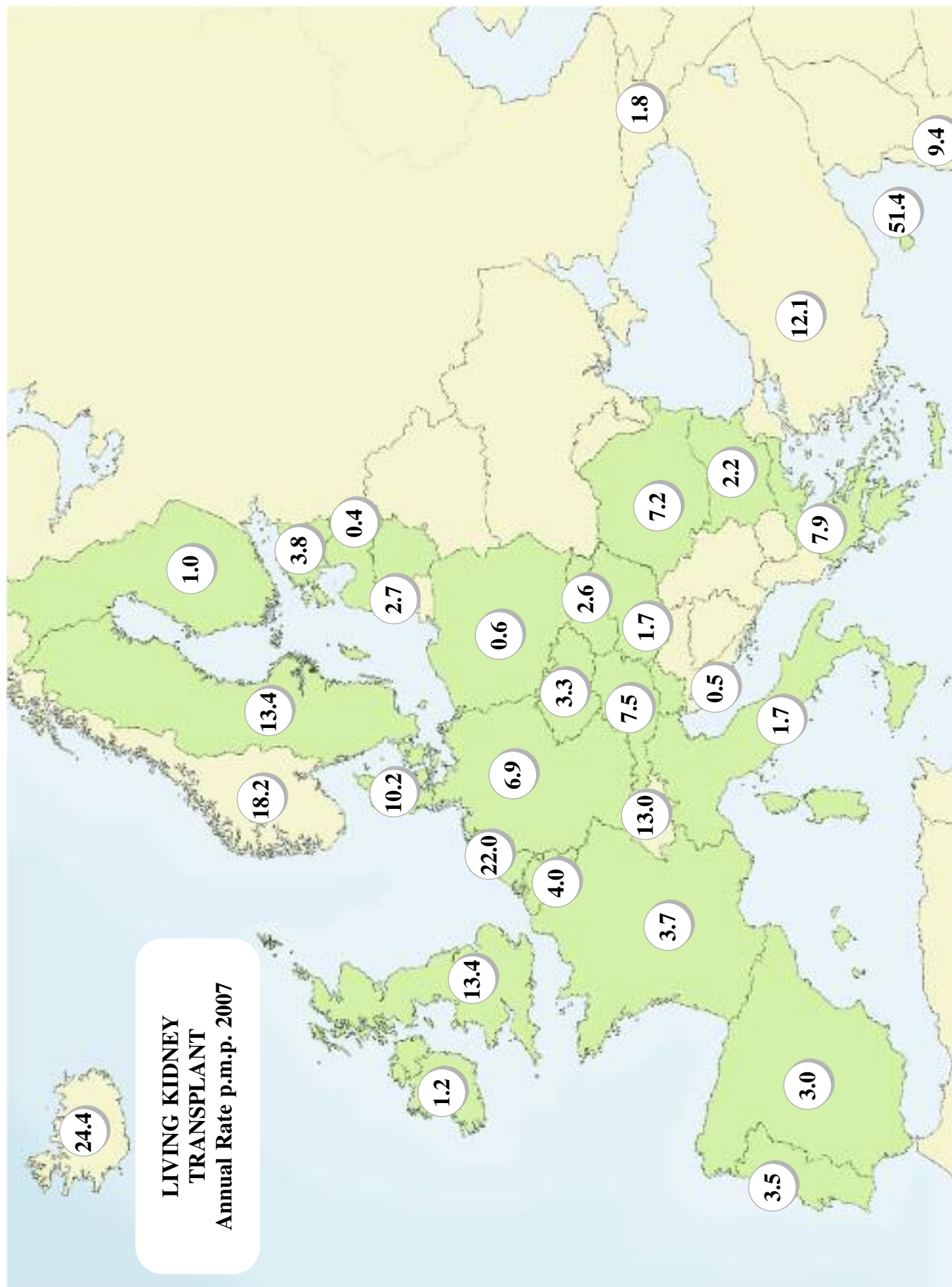
International figures on organ donation and transplantation. Year 2007

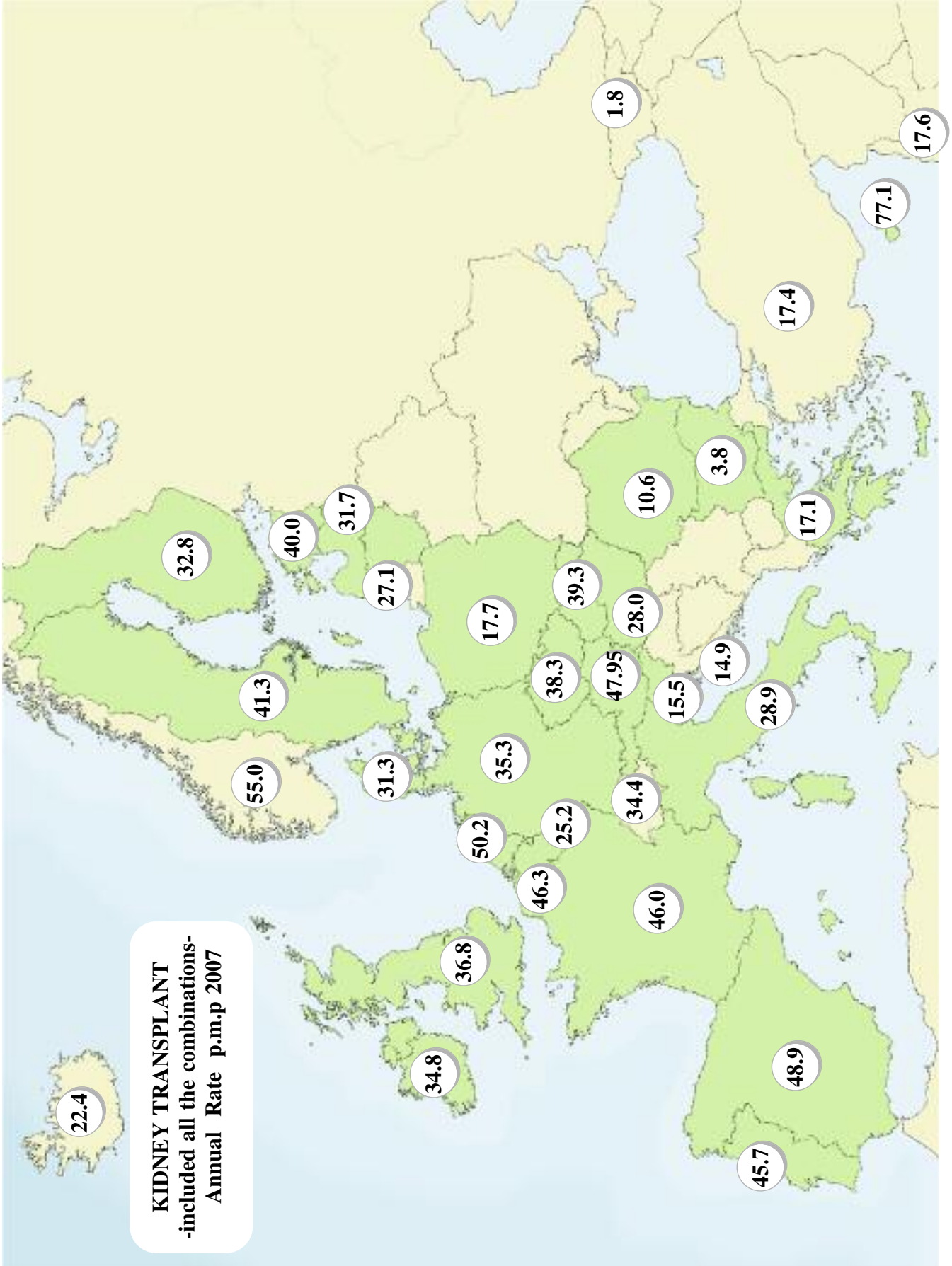


DECEASED ORGAN DONORS
Annual Rate p.m.p. 2007

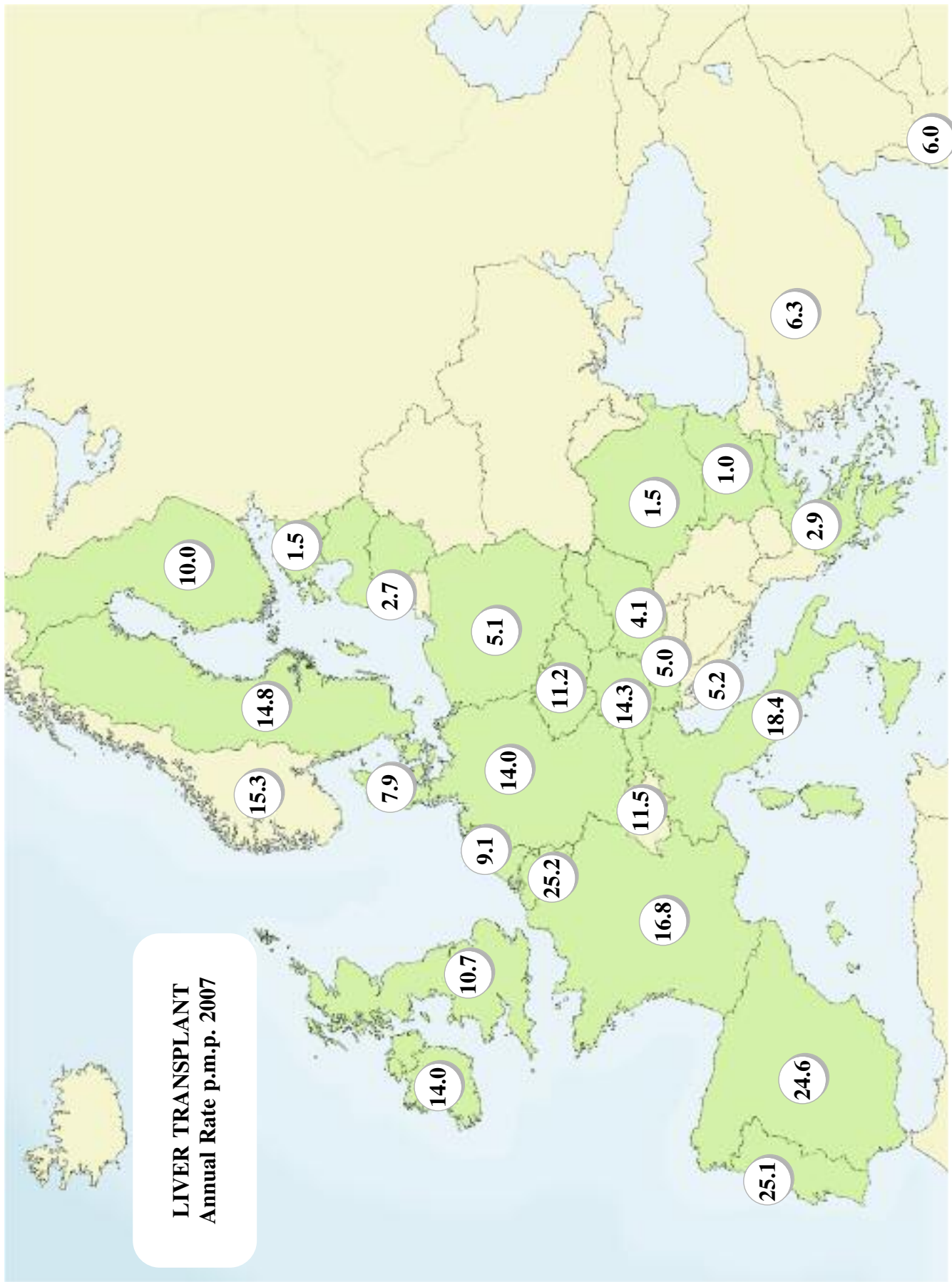


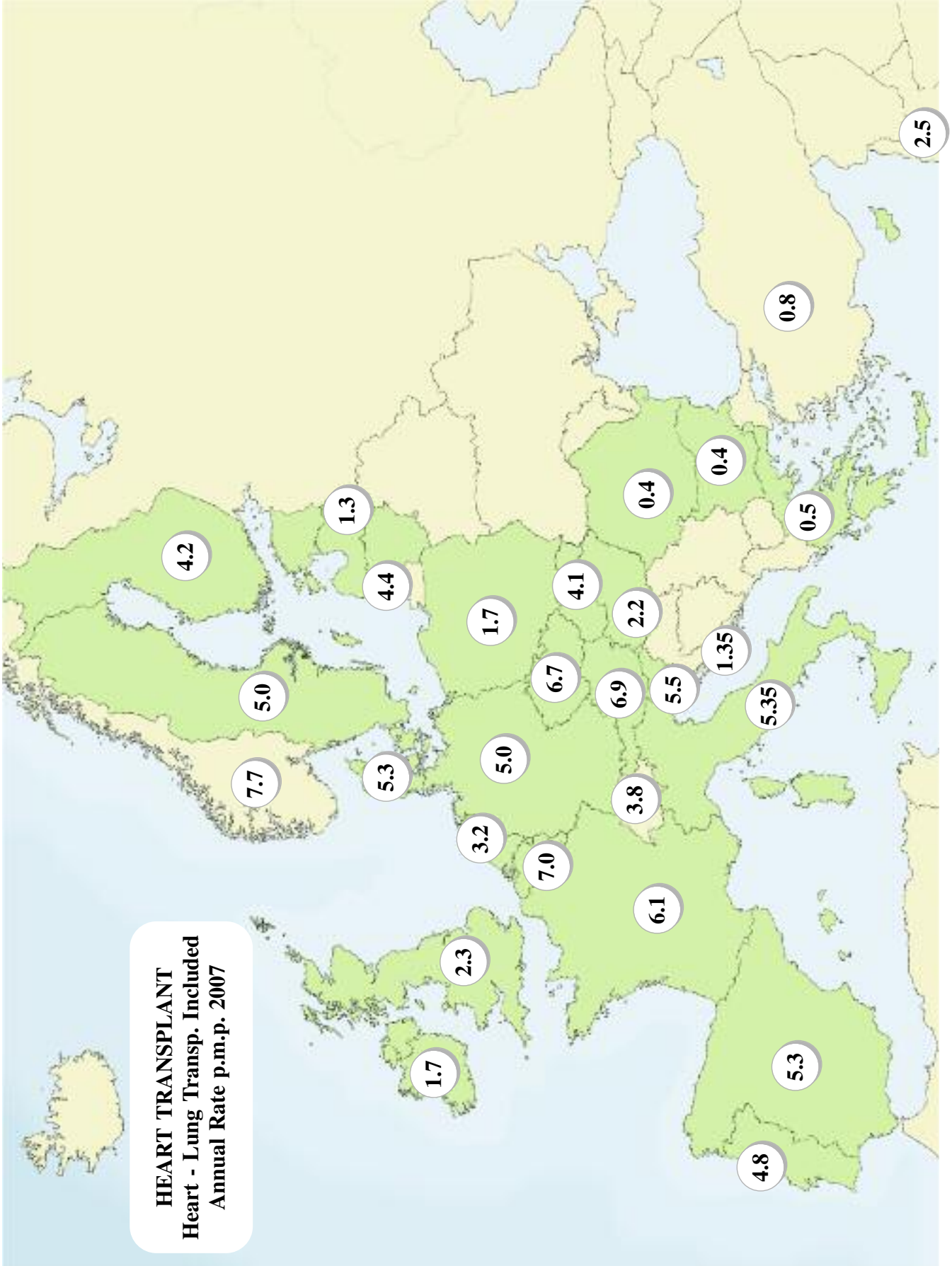
**DECEASED DONOR
KIDNEY TRANSPLANT
Annual Rate p.m.p. 2007**



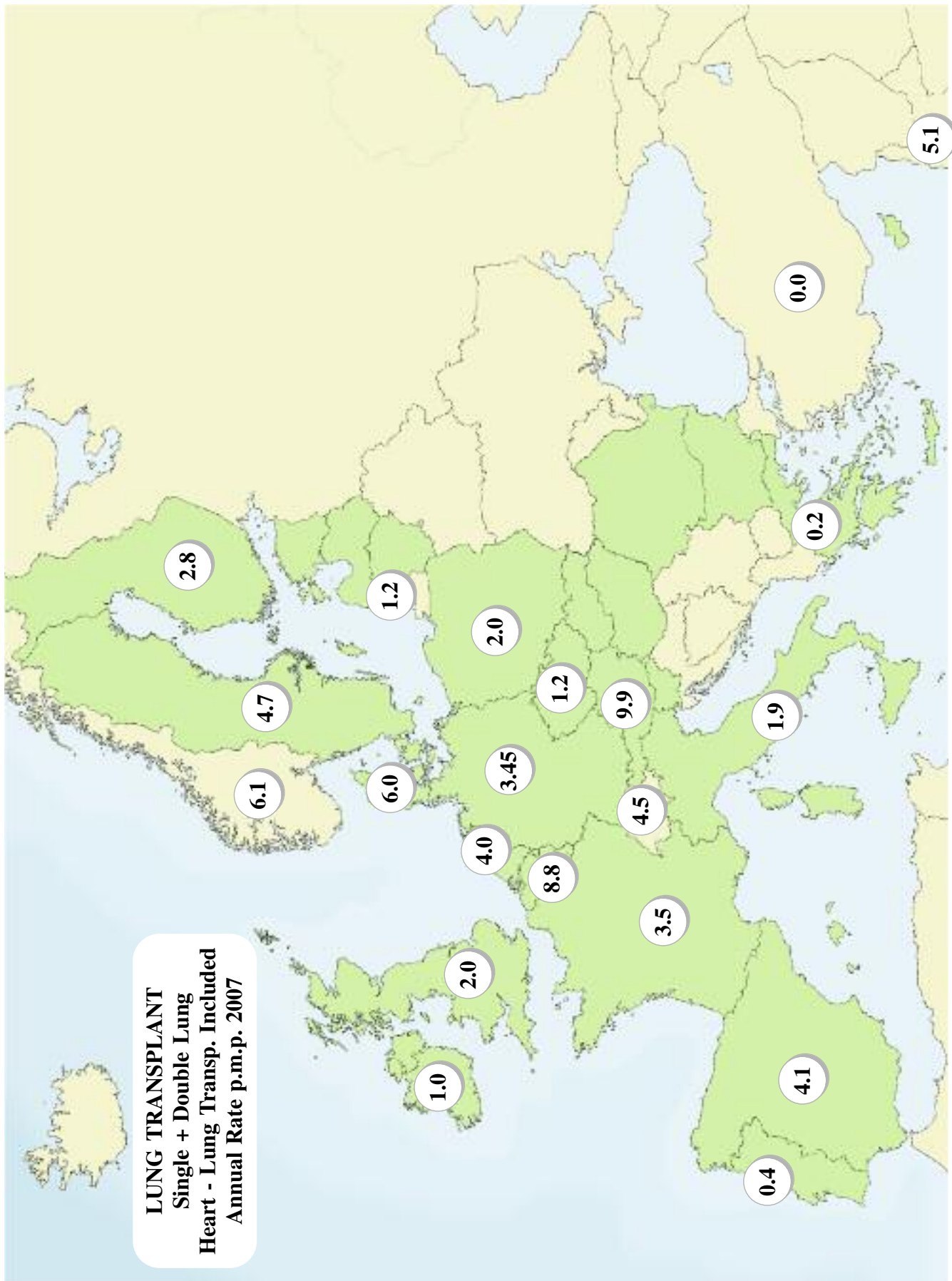


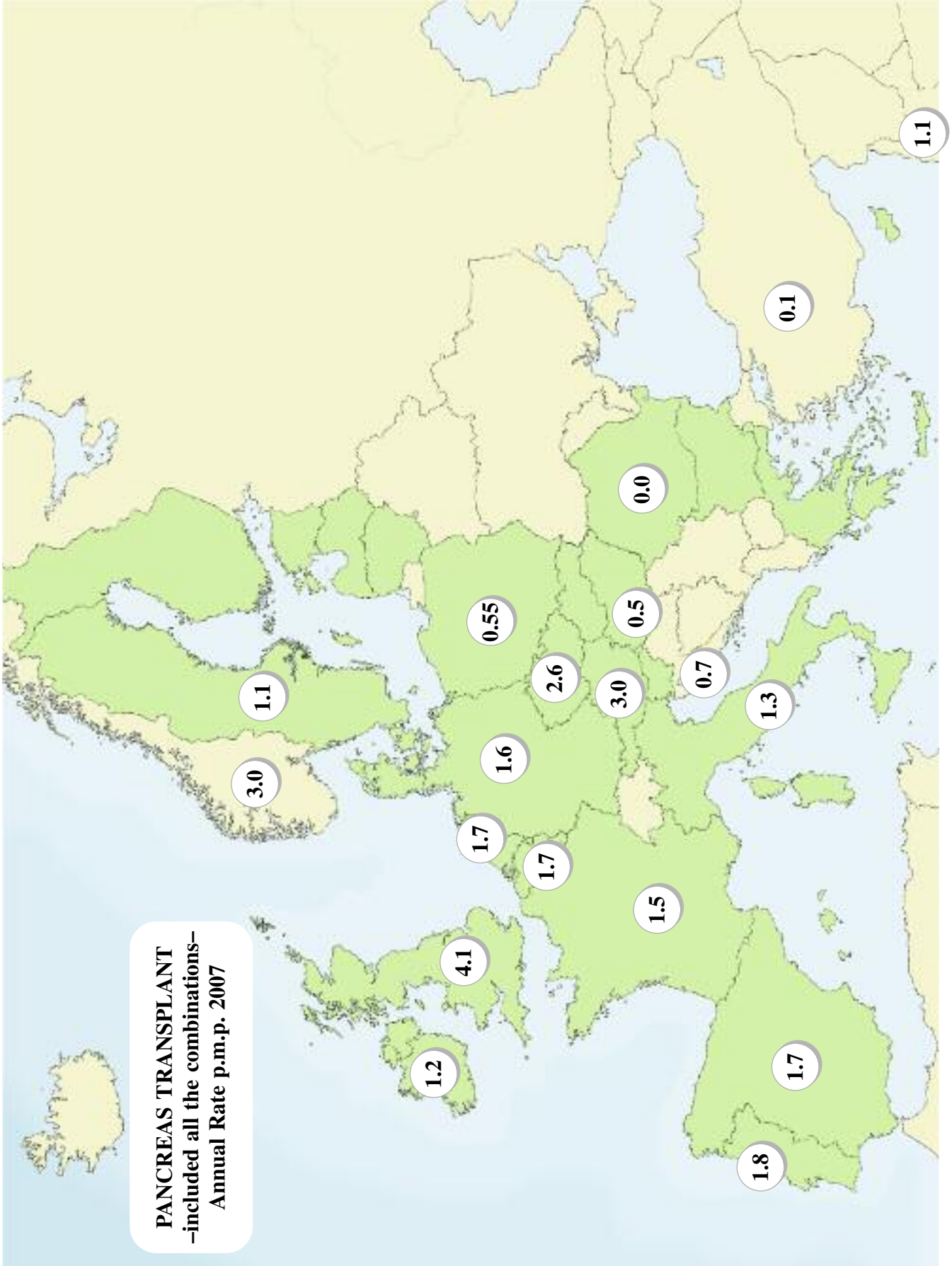
KIDNEY TRANSPLANT
-included all the combinations-
Annual Rate p.m.p 2007



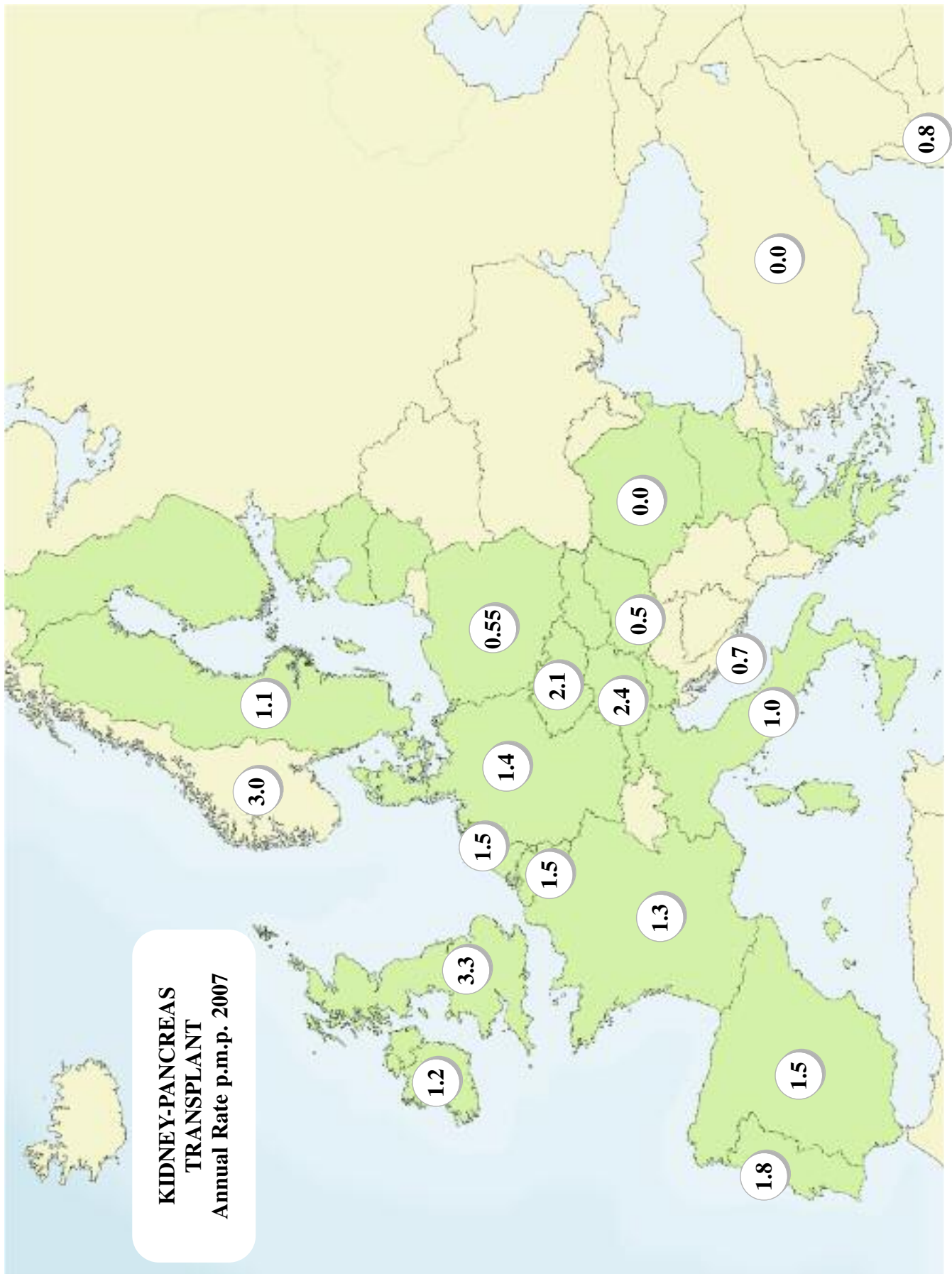


HEART TRANSPLANT
Heart - Lung Transp. Included
Annual Rate p.m.p. 2007





PANCREAS TRANSPLANT
-included all the combinations-
Annual Rate p.m.p. 2007





European Union Data on Organ Donation and Transplantation Activity



COUNTRIES	E.U.
-----------	------

Population (million inhabitants)	492.3
Deceased D. - included NHBD - (Rate - pmp -)	8293 (16.85)
NHB Donors (pmp)	486 (1.0)
% Multiorgan donors	-

KIDNEY	
--------	--

TX – included all the combinations - (pmp)	17306 (35.2)
% (Living TX/ Total TX)	16.9
Paediatric <15 years	510
Deceased Donor TX (pmp)	14380 (29.2)
-Single TX (pmp)	-
-Double TX (pmp)	-
Living TX (pmp)	2926 (5.95)
NHB kidney TX (pmp)	707 (1.4)

LIVER	
-------	--

TX – included all the combinations - (pmp)	6576 (13.4)
Paediatric <15 years	518
-Split Liver TX (pmp)	445 (0.9)
-Domino Liver TX(pmp)	129 (0.3)
Living Liver TX (pmp)	213 (0.4)
NHB Liver TX (pmp)	109 (0.2)

HEART	
-------	--

TX-included heart-lung transplant- (pmp)	2050 (4.2)
Paediatric <15 years	122

COUNTRIES	E.U.
-----------	------

HEART-LUNG	
------------	--

Transplants (pmp)	58 (0.1)
Paediatric <15 years	5

LUNG	
------	--

TX – included all the combinations - (pmp)	1289 (2.6)
Paediatric <15 years	30
-Single (pmp)	345 (0.7)
-Double - included Heart/ Lung TX - (pmp)	934 (1.9)
NHB – double + single - Lung TX (pmp)	5 (0.0)

PANCREAS	
----------	--

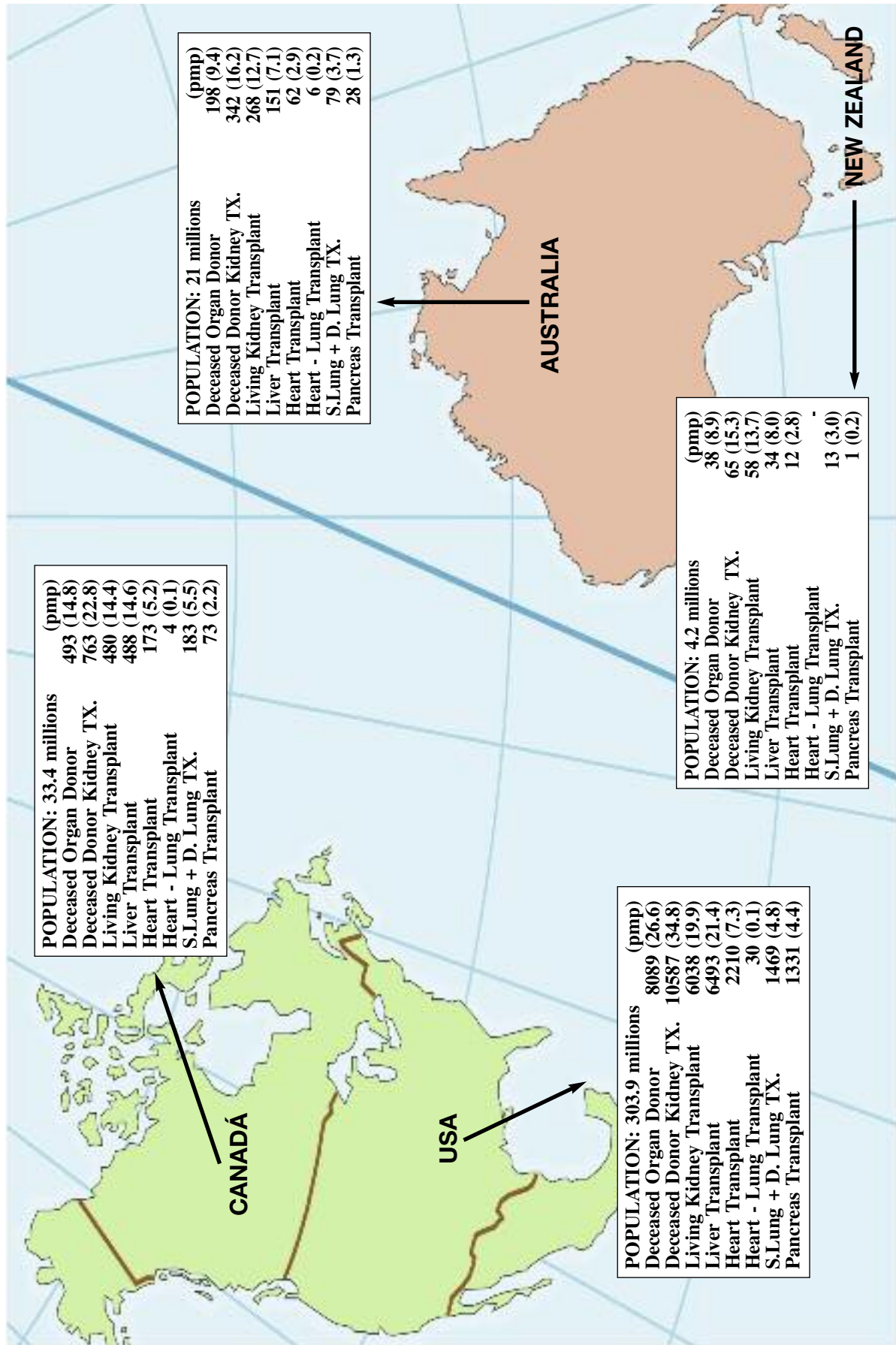
TX – included all the combinations - (pmp)	788 (1.6)
Paediatric <15 years	5
-Kidney - Pancreas TX (pmp)	665 (1.35)
-Pancreas TX Alone (pmp)	120 (0.25)

SMALL BOWEL	
-------------	--

TX – included all the combinations - (pmp)	13 (0.0)
Paediatric <15 years	4 (0.0)
-Liver + Small Bowel (pmp)	5 (0.0)
-S. B. TX Alone (pmp)	5 (0.0)

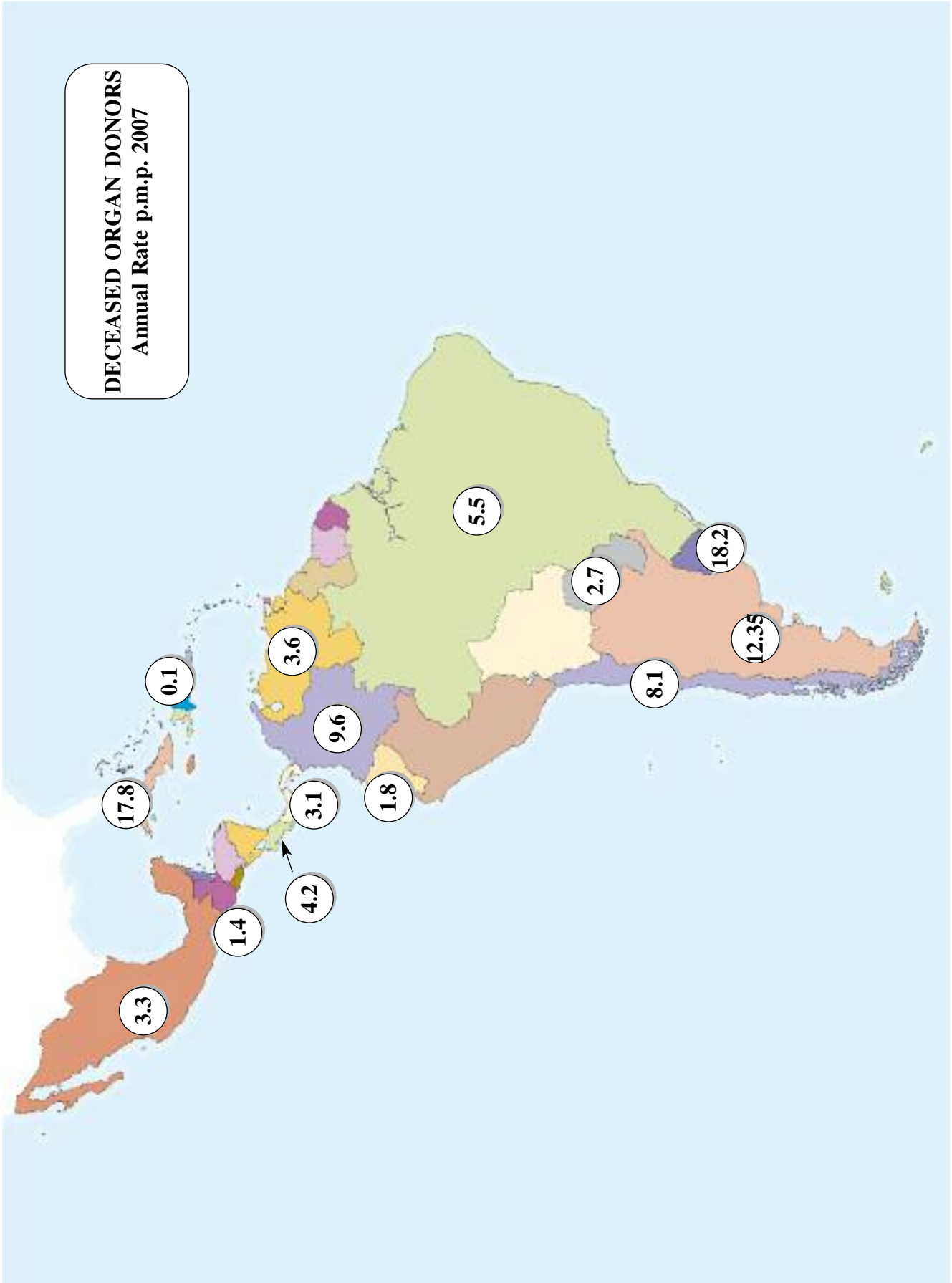
MULTIVISCERAL (pmp)	
---------------------	--

	10 (0.0)
--	----------



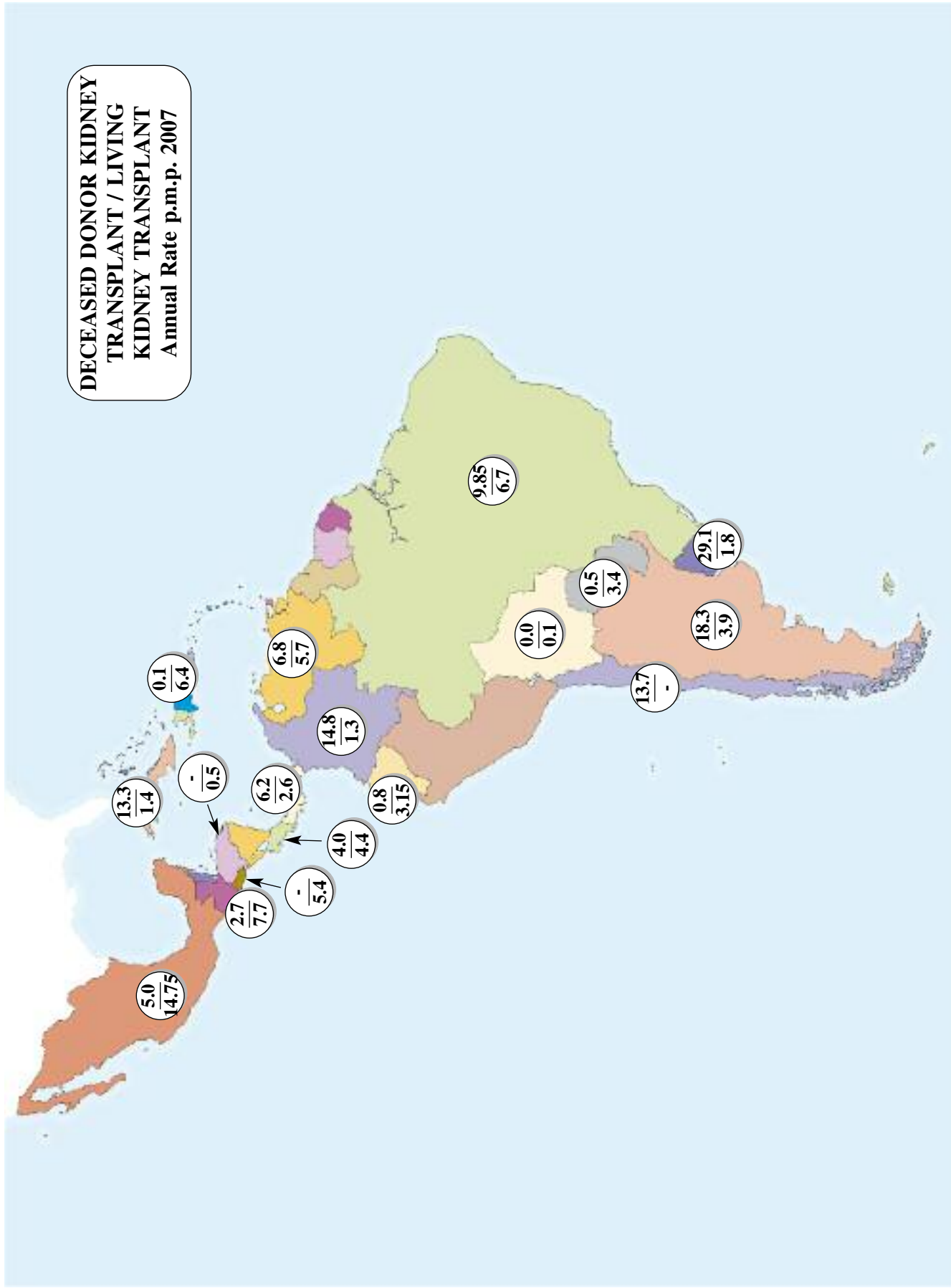


DECEASED ORGAN DONORS
Annual Rate p.m.p. 2007



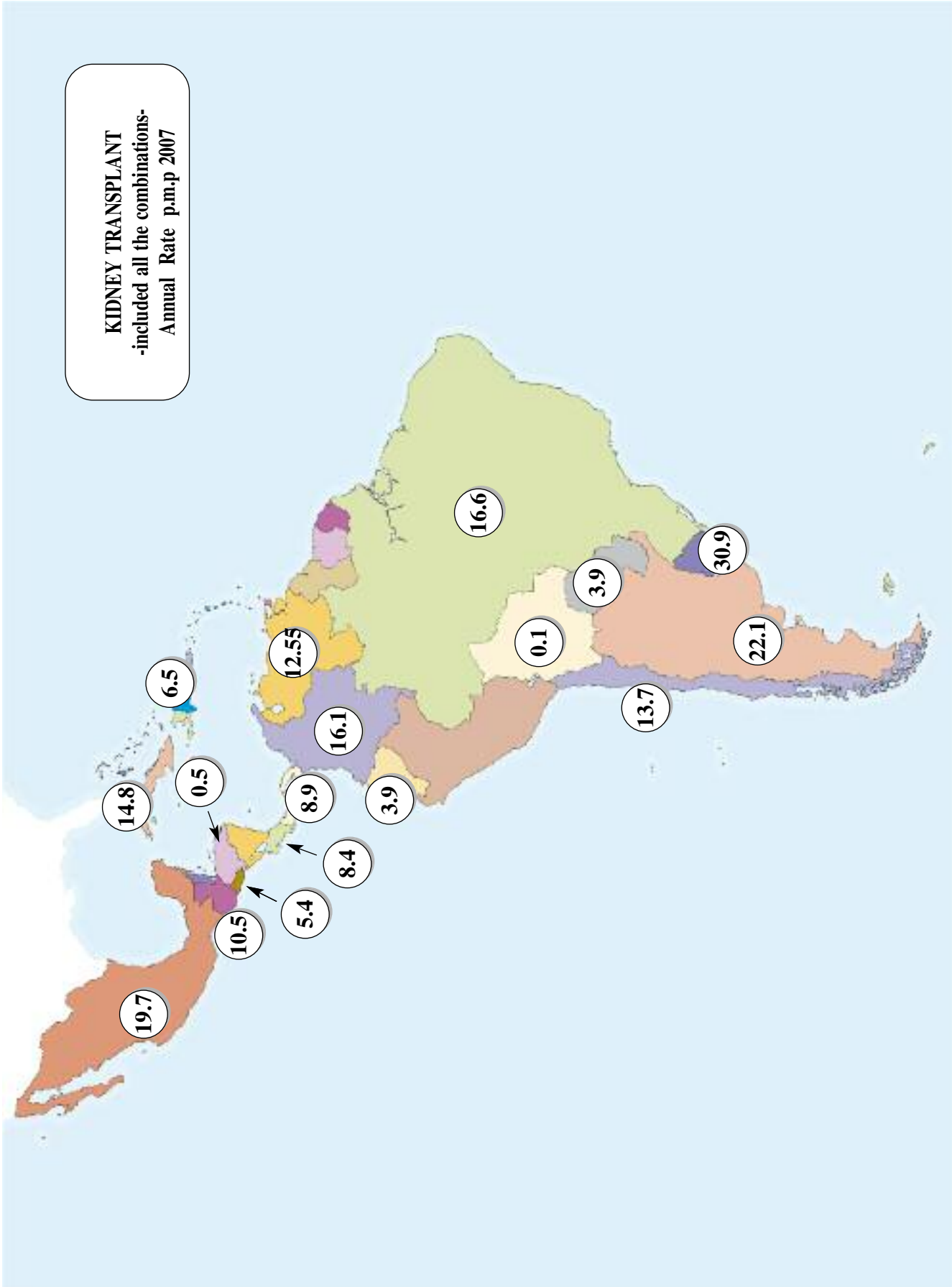


**DECEASED DONOR KIDNEY
TRANSPLANT / LIVING
KIDNEY TRANSPLANT**
Annual Rate p.m.p. 2007



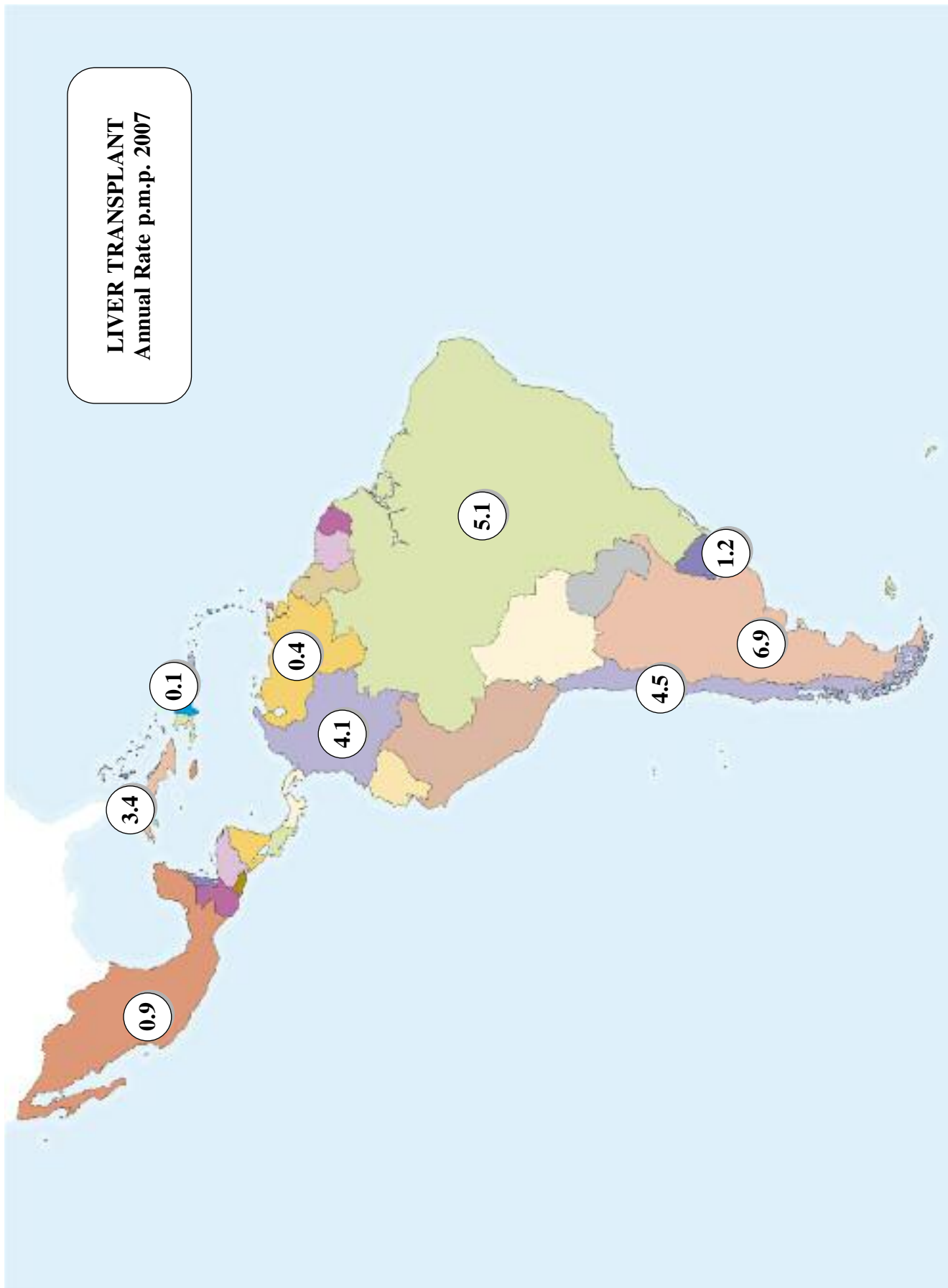


KIDNEY TRANSPLANT
-included all the combinations-
Annual Rate p.m.p 2007



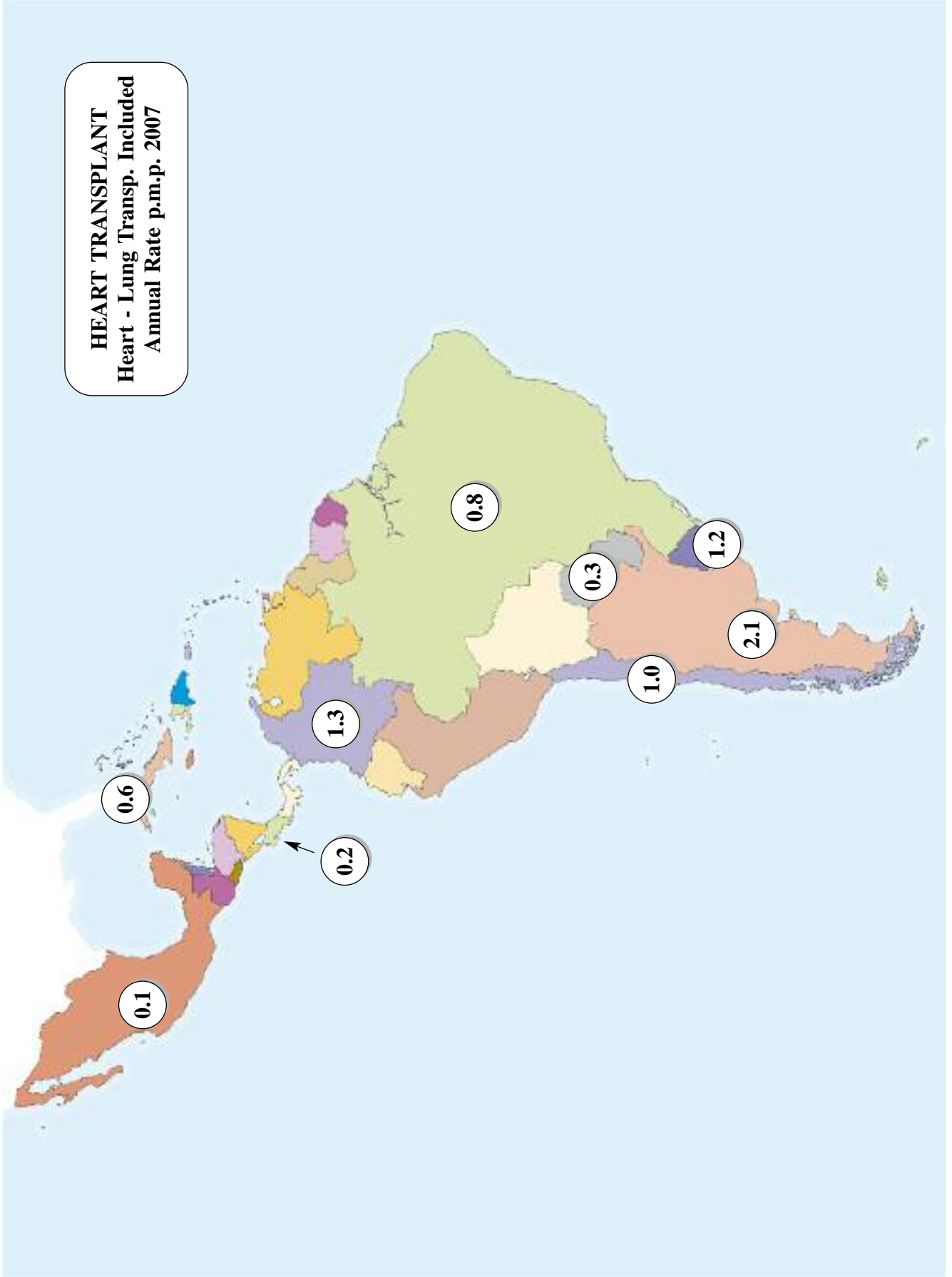


**LIVER TRANSPLANT
Annual Rate p.m.p. 2007**



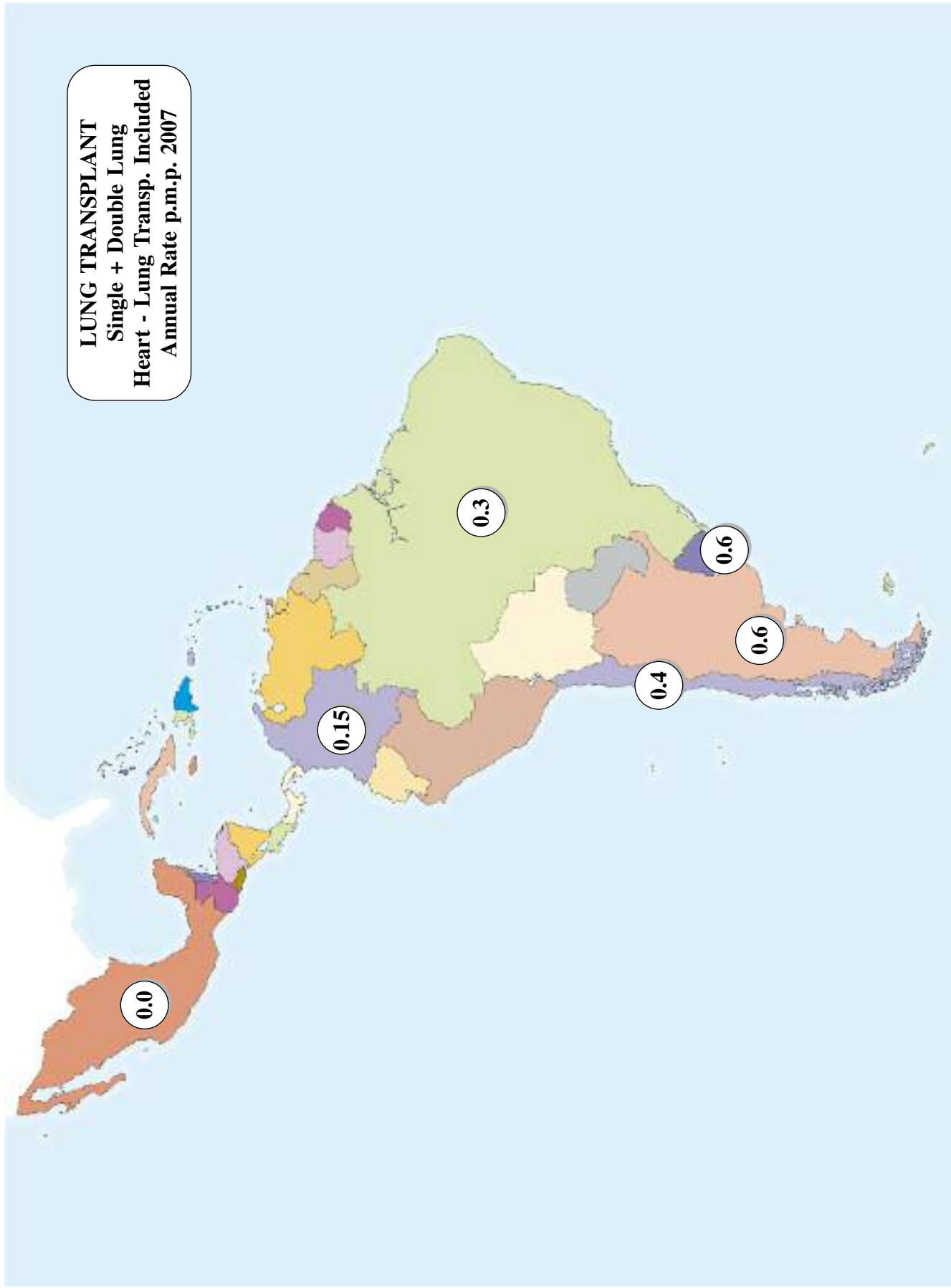


HEART TRANSPLANT
Heart - Lung Transp. Included
Annual Rate p.m.p. 2007



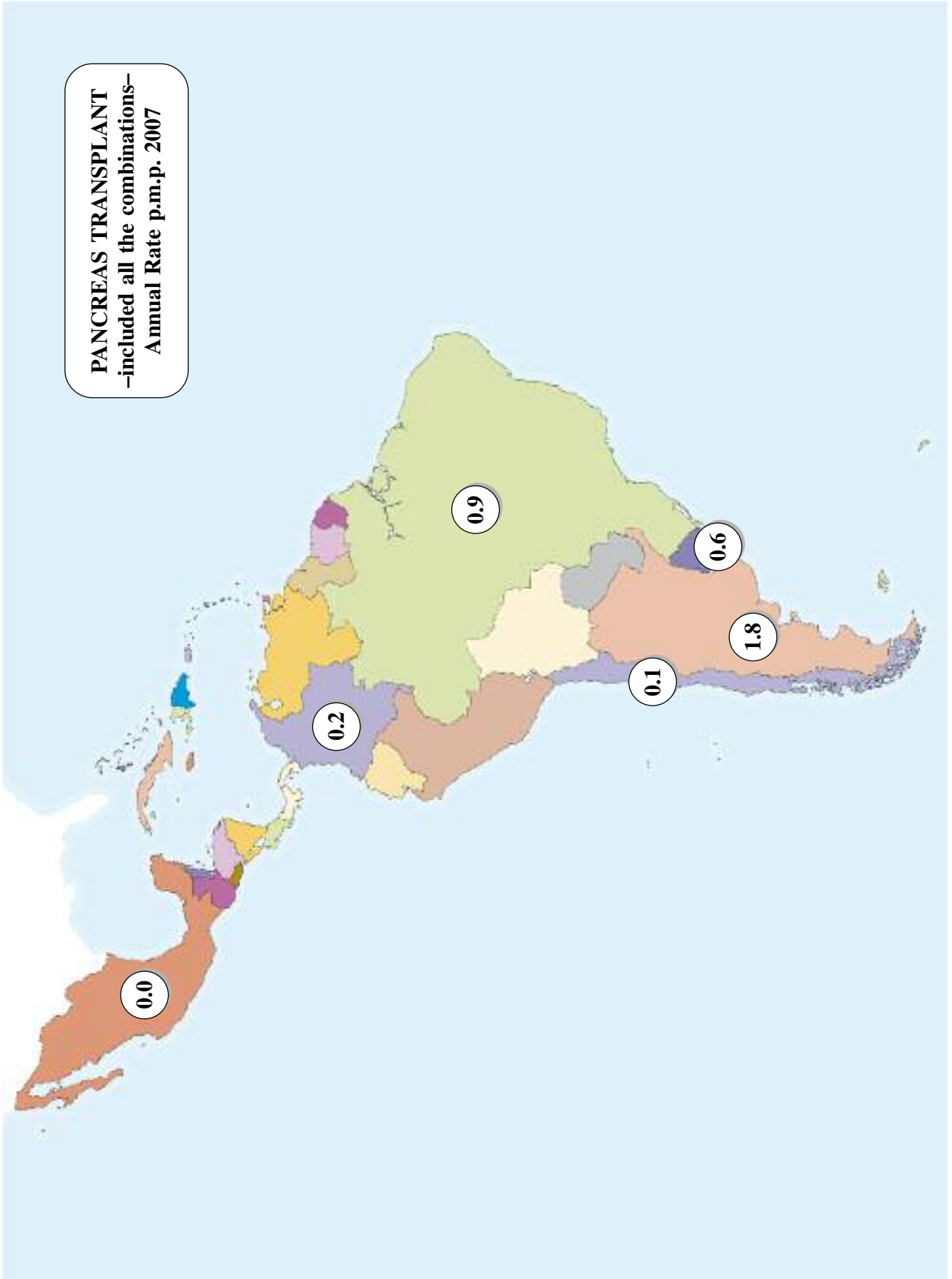


**LUNG TRANSPLANT
Single + Double Lung
Heart - Lung Transp. Included
Annual Rate p.m.p. 2007**





PANCREAS TRANSPLANT
-included all the combinations-
Annual Rate p.m.p. 2007





Latin-America Data on Organ Donation and Transplantation Activity



COUNTRIES	LATIN-AMERICA
Population (million inhabitants)	516.7
Deceased Organ D. - included NHBD - (Rate - pmp -)	2918 (5.65)
NHB Donors (pmp)	-
% Multiorgan donors	-
KIDNEY	
TX – included all the combinations - (pmp)	8179 (15.8)
% (Living TX/ Total TX)	-
Paediatric <15 years	67
Deceased Donor TX (pmp)	4591 (8.9)
-Single TX (pmp)	-
-Double TX (pmp)	-
Living TX (pmp)	3588 (6.95)
NHB kidney TX (pmp)	-
LIVER	
TX – included all the combinations - (pmp)	1667 (3.2)
Paediatric <15 years	46
-Split Liver TX (pmp)	19 (0.0)
-Domino Liver TX(pmp)	-
Living Liver TX (pmp)	154 (0.3)
NHB Liver TX (pmp)	-
HEART	
TX - included heart-lung transplant - (pmp)	347 (0.7)
Paediatric <15 years	4

COUNTRIES	LATIN-AMERICA
HEART-LUNG	
Transplants (pmp)	1 (0.0)
Paediatric <15 years	-
LUNG	
TX – included all the combinations - (pmp)	92 (0.2)
Paediatric <15 years	-
-Single (pmp)	25 (0.05)
-Double - included heart/ Lung TX - (pmp)	1 (0.0)
NHB – double + single - Lung TX (pmp)	26 (0.05)
PANCREAS	
TX – included all the combinations - (pmp)	263 (0.5)
Paediatric <15 years	-
-Kidney - Pancreas TX (pmp)	199 (0.4)
-Pancreas TX Alone (pmp)	64 (0.1)
SMALL BOWEL	
TX – included all the combinations - (pmp)	6 (0.0)
Paediatric <15 years	5 (0.0)
-Liver + Small Bowel (pmp)	1 (0.0)
-S. B. TX Alone (pmp)	5 (0.0)
MULTIVISCERAL (pmp)	
	-



**International data on organ
donation and transplantation,
waiting list and family refusals.
Year 2007**



EUROPEAN UNION

COUNTRIES	AUSTRIA	BELGIUM	BULGARIA	CYPRUS	CZECH. R.	DENMARK	ESTONIA	FINLAND	FRANCE	GERMANY
Population (million inhabitants)	8.3	10.6	7.0	0.7	10.3	5.5	1.3	5.3	63.2	82.3
DONATION										
Deceased Organ D. - included NHBD - (Rate - pmp -)	185 (22.3)	288 (28.15)	9 (1.3)	-	217 (21.1)	72 (13.2)	25 (19.2)	91 (17.2)	1601 (25.3)	1313 (15.95)
NHB Donors (pmp)	6 (0.7)	39 (3.7)	0	-	2 (0.2)	-	0	-	39 (0.6)	-
% Multiorgan donors	97.8	91.9	66	-	54.85	62.5	8	62.9	94	96.1
TRANSPLANTATION										
KIDNEY										
TX - included all the combinations - (pmp)	398 (47.95)	491 (46.3)	27 (3.8)	54 (77.1)	394 (38.3)	171 (31.3)	52 (40.0)	173 (32.8)	2911 (46.0)	2907 (35.3)
% (Living TX/ Total TX)	15.6	8.6	59.2	66.7	8.2	32.75	9.6	2.9	8.1	19.5
Paediatric <15 years	8	14	0	3	9	12	-	10	67	83
Deceased Donor TX (pmp)	336 (40.5)	449 (42.4)	11 (1.5)	18 (25.7)	360 (34.95)	115 (21.0)	47 (36.2)	168 (31.0)	2676 (42.3)	2340 (28.4)
-Single TX (pmp)	335 (40.4)	441 (41.7)	11 (1.5)	18 (25.7)	358 (34.8)	115 (21.0)	46 (35.4)	168 (31.0)	2676 (42.3)	2329 (28.3)
-Double TX (pmp)	1 (0.1)	8 (0.8)	0	-	2 (0.2)	0	1 (0.7)	0	2625 (41.5)	11 (0.1)
Living TX (pmp)	62 (7.5)	42 (4.0)	16 (2.2)	36 (51.4)	34 (3.3)	56 (10.2)	5 (3.8)	5 (1.0)	235 (3.7)	567 (6.9)
NHB kidney TX (pmp)	15 (1.8)	65 (6.1)	0	-	2 (0.2)	-	0	-	42 (0.7)	0
LIVER										
TX - included all the combinations - (pmp)	119 (14.3)	267 (25.2)	7 (1.0)	-	115 (11.2)	43 (7.9)	2 (1.5)	53 (10.0)	1061 (16.8)	1156 (14.0)
Paediatric <15 years	5	28	0	-	3	5	-	7	67	104
-Split Liver TX (pmp)	0	11 (1.0)	1 (0.1)	-	-	0	-	0	76 (1.2)	90 (1.1)
-Dominio Liver TX (pmp)	0	1 (0.1)	0	-	-	0	-	0	22 (0.3)	8 (0.1)
Living Liver TX (pmp)	3 (0.4)	26 (2.5)	1 (0.1)	-	-	0	-	0	18 (0.3)	60 (0.7)
NHB Liver TX (pmp)	0	20 (1.9)	0	-	-	-	-	-	0	0
HEART										
TX-included heart-lung transplant- (pmp)	57 (6.9)	74 (7.0)	3 (0.4)	-	69 (6.7)	29 (5.3)	-	22 (4.2)	386 (6.1)	412 (5.0)
Paediatric <15 years	4	3	0	-	-	0	-	3	19	21
HEART-LUNG										
Transplants (pmp)	-	2 (0.2)	0	-	1 (0.1)	0	-	4 (0.8)	20 (0.3)	18 (0.2)
Paediatric <15 years	-	-	0	-	-	-	-	1	2	-
LUNG										
TX - included all the combinations - (pmp)	82 (9.9)	93 (8.8)	0	-	12 (1.2)	33 (6.0)	-	15 (2.8)	223 (3.5)	284 (3.45)
Paediatric <15 years	1	2	0	-	-	0	-	1	8	2
-Single (pmp)	7 (0.8)	21 (2.0)	0	-	7 (0.7)	22 (4.0)	-	0	49 (0.8)	49 (0.6)
-Double - included Heart/ Lung TX - (pmp)	75 (9.0)	72 (6.8)	0	-	5 (0.5)	11 (2.0)	-	15 (2.8)	174 (2.8)	235 (2.9)
NHB - double + single - Lung TX (pmp)	-	-	0	-	-	-	-	-	0	-
PANCREAS										
TX - included all the combinations - (pmp)	25 (3.0)	18 (1.7)	0	-	27 (2.6)	-	-	-	94 (1.5)	135 (1.6)
Paediatric <15 years	-	-	0	-	-	-	-	-	0	-
-Kidney - Pancreas TX (pmp)	20 (2.4)	16 (1.5)	0	-	22 (2.1)	-	-	-	83 (1.3)	116 (1.4)
-Pancreas TX Alone (pmp)	5 (0.6)	2 (0.2)	0	-	5 (0.5)	-	-	-	11 (0.2)	19 (0.2)
SMALL BOWEL										
TX - included all the combinations - (pmp)	-	-	0	-	0	-	-	-	6 (0.1)	-
Paediatric <15 years	-	-	0	-	-	-	-	-	2	-
-Liver + Small Bowel (pmp)	-	-	0	-	-	-	-	-	4 (0.1)	-
-S. B. TX Alone (pmp)	-	-	0	-	-	-	-	-	2 (0.0)	-
MULTIVISCERAL (pmp)	-	-	0	-	0	-	-	-	4 (0.1)	-



EUROPEAN UNION

COUNTRIES	GREECE	HUNGARY	IRELAND	ITALY	LATVIA	LITHUANIA	LUXEMBOURG	NETHERLANDS	POLAND
Population (million inhabitants)	11.0	10.1	4.2	58.2	2.3	3.4	0.5	16.4	38.2

DONATION

Deceased Organ D. - included NHB D. - (Rate - pmp -)	64 (5.8)	151 (15.0)	88 (21.0)	1194 (20.5)	43 (18.7)	48 (14.1)	1 (2.1)	277 (16.9)	352 (9.2)
NHB Donors (pmp)	-	0	0	0	12	0	-	114 (7.0)	0
% Multiorgan donors	-	45	-	71.2	9	45.8	100	98.6	57

TRANSPLANTATION

KIDNEY	188 (17.1)	282 (28.0)	146 (34.8)	1684 (28.9)	73 (31.7)	92 (27.1)	12 (25.2)	824 (50.2)	674 (17.7)
TX - included all the combinations - (pmp)	46.3	6	3.4	5.9	1.4	9.8	0	43.7	3.3
% (Living TX/ Total TX)	8	7	7	43	1	4	0	23	24
Paediatric <15 years	101 (9.2)	265 (26.3)	141 (33.6)	1585 (27.2)	72 (31.3)	83 (24.4)	12 (25.2)	464 (28.4)	652 (17.1)
Deceased Donor TX (pmp)	100 (9.1)	265 (26.3)	134 (31.9)	0	-	83 (24.4)	12 (25.2)	460 (28.1)	652 (17.1)
-Single TX (pmp)	1 (0.1)	0	7 (1.7)	0	-	0	0	4 (0.2)	0
-Double TX (pmp)	87 (7.9)	17 (1.7)	5 (1.2)	99 (1.7)	1 (0.4)	9 (2.7)	0	360 (22.0)	22 (0.6)
Living TX (pmp)	-	0	0	0	-	0	0	166 (10.1)	0
NHB kidney TX (pmp)	-	0	0	0	-	0	0	0	0

LIVER

TX - included all the combinations - (pmp)	32 (2.9)	41 (4.1)	59 (14.0)	1069 (18.4)	0	9 (2.7)	0	149 (9.1)	196 (5.1)
Paediatric <15 years	-	1	0	79	0	0	0	15	28
-Split Liver TX (pmp)	-	1 (0.1)	0	117 (2.0)	0	0	0	8 (0.5)	0
-Domino Liver TX (pmp)	-	0	0	3 (0.1)	0	0	0	1 (0.1)	0
Living Liver TX (pmp)	-	1 (0.1)	0	28 (0.5)	0	1 (0.3)	0	2 (0.1)	18 (0.5)
NHB Liver TX (pmp)	-	0	0	0	0	0	0	16 (1.0)	0

HEART

TX-included heart-lung transplant- (pmp)	5 (0.5)	22 (2.2)	7 (1.7)	311 (5.35)	3 (1.3)	15 (4.4)	-	53 (3.2)	64 (1.7)
Paediatric <15 years	-	1	-	20	0	1	-	3	1

HEART-LUNG

Transplants (pmp)	0	-	-	1 (0.0)	0	1 (0.3)	-	1 (0.1)	0
Paediatric <15 years	-	-	-	0	0	1	-	-	0

LUNG

TX - included all the combinations - (pmp)	2 (0.2)	-	4 (1.0)	112 (1.9)	0	4 (12.0)	-	66 (4.0)	7 (2.0)
Paediatric <15 years	-	-	-	2	-	0	-	-	0
-Single (pmp)	-	-	-	41 (0.7)	-	-	-	13 (0.8)	7 (2.0)
-Double - included Heart/ Lung TX - (pmp)	-	-	-	71 (1.2)	-	-	-	53 (3.2)	0
NHB - double + single - Lung TX (pmp)	-	-	-	0	-	0	-	-	0

PANCREAS

TX - included all the combinations - (pmp)	-	5 (0.5)	5 (1.2.0)	77 (1.3)	0	-	-	28 (1.7)	21 (0.55)
Paediatric <15 years	-	0	-	0	-	-	-	-	0
-Kidney + Pancreas TX (pmp)	-	5 (0.5)	5 (1.2.0)	58 (1.0)	-	-	-	25 (1.5)	21 (0.55)
-Pancreas TX Alone (pmp)	-	0	0	19 (0.3)	-	-	-	3 (0.2)	0

SMALL BOWEL

TX - included all the combinations - (pmp)	-	-	0	2 (0.0)	0	-	-	-	0
Paediatric <15 years	-	-	-	0	-	-	-	-	0
-Liver + Small Bowel (pmp)	-	-	-	0	-	-	-	-	0
-S. B. TX Alone (pmp)	-	-	-	2 (0.0)	-	-	-	-	0

MULTIVISCERAL (pmp)

TX - included all the combinations - (pmp)	-	-	-	0	-	-	-	-	0
--	---	---	---	---	---	---	---	---	---



EUROPEAN UNION

NON EUROPEAN UNION

COUNTRIES

	PORTUGAL	ROMANIA	SLOVAK R.	SLOVENIA	SPAIN	SWEDEN	U. K.	AUSTRALIA	CANADA
Population (million inhabitants)	10.6	21.0	5.3	2.0	45.2	9.2	60.2	21.0	33.4

DECEASED ORGAN D. - INCLUDED NHB D. - (Rate - pmp -)

NHB Donors (pmp)	252 (23.9)	36 (1.7)	107 (20.1)	23 (11.4)	1550 (34.3)	133 (14.5)	793 (13.2)	198 (9.4)	493 (14.8)
% Multiorgan donors	76.6	72.2	44.9	100	84	81.2	79.1	81	98.5

DONATION

KIDNEY									
TX - included all the combinations - (pmp)	483 (45.7)	222 (10.6)	209 (39.3)	31 (15.5)	2211 (48.9)	379 (41.3)	2218 (36.8)	610 (29.0)	1243 (37.2)
% (Living TX) Total TX	7.7	68.5	6.7	3.2	6.2	32.45	36.25	44	38.6
Paediatric <15 years	16	6	3	0	72	13	77	11	87
Deceased Donor TX (pmp)	446 (42.2)	70 (3.3)	195 (36.65)	30 (14.9)	2074 (45.9)	256 (27.9)	1414 (23.5)	342 (16.2)	763 (22.8)
-Single TX (pmp)	444 (42.05)	70 (3.3)	195 (36.65)	30 (14.9)	2046 (45.3)	256 (27.9)	-	-	-
-Double TX (pmp)	2 (0.1)	0	0	0	28 (0.6)	0	-	-	-
Living TX (pmp)	37 (3.5)	152 (7.2)	14 (2.6)	1 (0.5)	137 (3.0)	123 (13.4)	804 (13.4)	268 (12.7)	480 (14.4)
NHB kidney TX (pmp)	0	0	0	0	104 (2.3)	-	313 (5.2)	27 (1.2)	44 (1.3)

TRANSPLANTATION

LIVER									
TX - included all the combinations - (pmp)	265 (25.1)	31 (1.5)	0	10 (5.0)	1112 (24.6)	136 (14.8)	644 (10.7)	151 (7.1)	488 (14.6)
Paediatric <15 years	13	5	0	0	67	7	84	6	44
-Split Liver TX (pmp)	6 (0.5)	0	0	0	16 (0.35)	5 (0.5)	114 (1.9)	14 (0.6)	8 (0.2)
-Dominio Liver TX (pmp)	71 (6.7)	0	0	0	16 (0.35)	4 (0.4)	3 (0.05)	-	-
Living Liver TX (pmp)	2 (0.2)	7 (0.3)	0	0	25 (0.55)	4 (0.4)	17 (0.3)	4 (0.1)	69 (2.1)
NHB Liver TX (pmp)	0	0	0	0	17 (0.4)	-	56 (0.9)	3 (0.1)	12 (0.4)

HEART

TX-included heart-lung transplant- (pmp)	51 (4.8)	9 (0.4)	22 (4.1)	11 (5.5)	241 (5.3)	46 (5.0)	138 (2.3)	62 (2.9)	173 (5.2)
Paediatric <15 years	0	0	0	-	10	7	29	3	28

HEART-LUNG

Transplants (pmp)	0	0	0	-	2 (0.0)	0	8 (0.1)	6 (0.2)	4 (0.1)
Paediatric <15 years	0	0	0	-	0	0	1	2	-

LUNG

TX - included all the combinations - (pmp)	4 (0.4)	0	0	-	185 (4.1)	43 (4.7)	120 (2.0)	79 (3.7)	183 (5.5)
Paediatric <15 years	0	-	0	-	6	-	8	3	7
-Single (pmp)	0	-	0	-	77 (1.7)	22 (2.4)	30 (0.5)	8 (0.3)	33 (1.0)
-Double - included Heart/ Lung TX - (pmp)	4 (0.4)	-	0	-	108 (2.4)	21 (2.3)	90 (1.5)	71 (3.3)	150 (4.5)
NHB - double + single - Lung TX (pmp)	0	-	0	-	2 (0.0)	-	3 (0.05)	8 (0.3)	3 (0.1)

PANCREAS

TX - included all the combinations - (pmp)	19 (1.8)	1 (0.0)	0	-	76 (1.7)	10 (1.1)	247 (4.1)	28 (1.3)	73 (2.2)
Paediatric <15 years	0	0	0	-	-	-	5	4	-
-Kidney - Pancreas TX (pmp)	19 (1.8)	1 (0.0)	0	-	68 (1.5)	10 (1.1)	196 (3.3)	25 (1.1)	49 (1.5)
-Pancreas TX Alone (pmp)	0	0	0	-	5 (0.1)	0	51 (0.85)	3 (0.1)	24 (0.7)

SMALL BOWEL

TX - included all the combinations - (pmp)	0	0	0	-	5 (0.1)	-	-	-	-
Paediatric <15 years	0	0	0	-	2	-	-	-	-
-Liver + Small Bowel (pmp)	0	-	0	-	1 (0.0)	-	-	-	-
-S. B. TX Alone (pmp)	0	-	0	-	1 (0.0)	-	-	-	-

MULTIVISCERAL (pmp)

	0	1 (0.0)	0	-	3 (0.1)	2 (0.2)	-	-	-
--	---	---------	---	---	---------	---------	---	---	---



NON EUROPEAN UNION

COUNTRIES	CROACIA	GEORGIA	ICELAND	ISRAEL	N. ZEALAND	NORWAY	SWITZERLAND	TURKEY	USA
Population (million inhabitants)	4.4	5.0	0.3	7.2	4.2	4.7	7.6	75.2	303.9
DONATION									
Deceased Organ D. - included NHBD - (Rate - pmp -)	58 (13.1)	-	0	61 (8.5)	38 (8.9)	94 (19.9)	81 (10.7)	223 (3.0)	8089 (26.6)
NHB Donors (pmp)	-	-	0	-	-	-	-	0	-
% Multiorgan donors	94.8	-	0	63.9	84	85.1	87.65	-	-
TRANSPLANTATION									
KIDNEY									
TX - included all the combinations - (pmp)	66 (14.9)	9 (1.8)	7 (22.4)	127 (17.6)	123 (29.0)	260 (55.0)	261 (34.4)	1310 (17.4)	16625 (54.7)
% (Living TX/ Total TX)000	0	100	100	53.5	47.15	33.1	37.9	69.5	36.3
Paediatric <15 years	3	2	-	6	2	4	9	17	796
Deceased Donor TX (pmp)	66 (14.9)	-	-	59 (8.2)	65 (15.3)	174 (36.9)	162 (21.3)	399 (5.3)	10587 (34.8)
-Single TX (pmp)	66 (14.9)	-	-	59 (8.2)	65 (15.3)	173 (36.7)	-	396 (5.3)	-
-Double TX (pmp)	0	-	-	-	-	1 (0.2)	-	3 (0.0)	-
Living TX (pmp)	0	9 (1.8)	7 (22.4)	68 (9.4)	58 (13.7)	86 (18.2)	99 (13.0)	911 (12.1)	6038 (19.9)
NHB kidney TX (pmp)	0	-	-	-	-	-	-	0	-
LIVER									
TX - included all the combinations - (pmp)	23 (5.2)	-	-	43 (6.0)	34 (8.0)	72 (15.3)	87 (11.5)	473 (6.3)	6493 (21.4)
Paediatric <15 years	0	-	-	8	1	9	6	14	605
-Split Liver TX (pmp)	0	-	-	2 (0.3)	3 (0.7)	7 (1.5)	-	11 (0.15)	-
-Domino Liver TX (pmp)	0	-	-	-	-	1 (0.2)	5 (0.7)	0	-
Living Liver TX (pmp)	0	-	-	6 (0.8)	4 (0.95)	0	8 (1.05)	264 (3.5)	266 (0.9)
NHB Liver TX (pmp)	0	-	-	-	-	-	-	0	-
HEART									
TX-included heart-lung transplant- (pmp)	6 (1.35)	-	-	18 (2.5)	12 (2.8)	36 (7.7)	29 (3.8)	63 (0.8)	2210 (7.3)
Paediatric <15 years	-	-	-	1	1	2	1	4	327
HEART-LUNG									
Transplants (pmp)	-	-	-	-	-	1 (0.2)	-	1 (0.0)	30 (0.1)
Paediatric <15 years	-	-	-	-	-	-	-	0	-
LUNG									
TX - included all the combinations - (pmp)	-	-	-	38 (5.1)	13 (3.0)	29 (6.1)	34 (4.5)	1 (0.0)	1469 (4.8)
Paediatric <15 years	-	-	-	-	-	-	1	0	52
-Single (pmp)	-	-	-	28 (3.9)	-	2 (0.4)	-	1 (0.0)	-
-Double - included Heart/ Lung TX - (pmp)	-	-	-	8 (1.1)	13 (3.0)	27 (5.7)	-	0	-
NHB - double + single - Lung TX (pmp)	-	-	-	-	-	-	-	0	-
PANCREAS									
TX - included all the combinations - (pmp)	3 (0.7)	-	-	8 (1.1)	1 (0.2)	14 (3.0)	-	9 (0.1)	1331 (4.4)
Paediatric <15 years	-	-	-	6 (0.8)	-	-	-	1	64
-Kidney - Pancreas TX (pmp)	3 (0.7)	-	-	2 (0.3)	-	14 (3.0)	-	3 (0.0)	862 (2.8)
-Pancreas TX Alone (pmp)	-	-	-	-	-	0	-	6 (0.1)	469 (1.5)
SMALL BOWEL									
TX - included all the combinations - (pmp)	-	-	-	-	-	-	-	0	198 (0.65)
Paediatric <15 years	-	-	-	-	-	-	-	0	111
-Liver + Small Bowel (pmp)	-	-	-	-	-	-	-	0	-
-S. B. TX Alone (pmp)	-	-	-	-	-	-	-	0	198 (0.65)
MULTIVISCERAL (pmp)	-	-	-	-	-	-	-	1 (0.0)	-



LATIN AMERICA

COUNTRIES	ARGENTINA	BOLIVIA	BRASIL	CHILE	COLOMBIA	CUBA	COSTA RICA	DOMINICANA	ECUADOR
Population (million inhabitants)	39.3	9.8	191.3	16.6	47.0	11.3	4.5	9.1	13.0

DONATION

Deceased Organ D.- included NHB D - (Rate - pmp -)	486 (12.35)	-	1049 (5.5)	135 (8.1)	449 (9.6)	200 (17.8)	19 (4.2)	1 (0.1)	23 (1.8)
NHB Donors (pmp)	-	-	-	-	-	-	-	-	-
% Multiorgan donors	52.05	-	-	-	-	41	-	-	-

TRANSPLANTATION

KIDNEY	ARGENTINA	BOLIVIA	BRASIL	CHILE	COLOMBIA	CUBA	COSTA RICA	DOMINICANA	ECUADOR
TX - included all the combinations - (pmp)	867 (22.1)	72 (0.1)	3170 (16.6)	228 (13.7)	758 (16.1)	166 (14.8)	38 (8.4)	59 (6.5)	51 (3.9)
% (Living TX / Total TX)	17.7	68.1	40.6	-	8.3	9.6	52.6	96.3	80.4
Paediatric <15 years	28	5	-	-	-	8	-	-	-
Deceased Donor TX (pmp)	714 (18.3)	23 (0.0)	1883 (9.85)	228 (13.7)	695 (14.8)	150 (13.3)	18 (4.0)	1 (0.1)	10 (0.8)
-Single TX (pmp)	694 (17.8)	-	1743 (9.1)	-	-	149 (13.3)	-	-	-
-Double TX (pmp)	20 (2.5)	-	140 (0.7)	-	-	1 (0.1)	-	-	-
Living TX (pmp)	153 (3.9)	49 (0.1)	1287 (6.7)	-	63 (1.3)	16 (1.4)	20 (4.4)	58 (6.4)	41 (3.15)
NHB kidney TX (pmp)	-	-	-	-	-	-	-	-	-

LIVER

TX - included all the combinations - (pmp)	268 (6.9)	-	978 (5.1)	75 (4.5)	193 (4.1)	39 (3.4)	-	1 (0.1)	-
Paediatric <15 years	33	-	-	-	-	7	-	-	-
-Split Liver TX (pmp)	15 (0.4)	-	-	-	-	-	-	-	-
-Domino Liver TX (pmp)	-	-	-	-	-	-	-	-	-
Living Liver TX (pmp)	21 (0.5)	-	114 (0.6)	-	-	-	-	-	-
NHB Liver TX (pmp)	-	-	-	-	-	-	-	-	-

HEART

TX-included heart-lung transplant- (pmp)	83 (2.1)	-	159 (0.8)	16 (1.0)	60 (1.3)	7 (0.6)	1 (0.2)	-	-
Paediatric <15 years	4	-	-	-	-	-	-	-	-

HEART-LUNG

Transplants (pmp)	1 (0.0)	-	-	-	-	-	-	-	-
Paediatric <15 years	-	-	-	-	-	-	-	-	-

LUNG

TX - included all the combinations - (pmp)	24 (0.6)	-	50 (0.3)	7 (0.4)	7 (0.15)	-	-	-	-
Paediatric <15 years	-	-	-	-	-	-	-	-	-
-Single (pmp)	23 (0.6)	-	-	-	-	-	-	-	-
-Double - included Heart/ Lung TX - (pmp)	1 (0.0)	-	-	-	-	-	-	-	-
NHB - double + single - Lung TX (pmp)	-	-	-	-	-	-	-	-	-

PANCREAS

TX - included all the combinations - (pmp)	70 (1.8)	-	178 (0.9)	1 (0.1)	8 (0.2)	-	-	-	-
Paediatric <15 years	-	-	-	-	-	-	-	-	-
-Kidney - Pancreas TX (pmp)	68 (1.7)	-	116 (0.6)	1 (0.1)	8 (0.2)	-	-	-	-
-Pancreas TX Alone (pmp)	2 (0.05)	-	62 (0.3)	-	-	-	-	-	-

SMALL BOWEL

TX - included all the combinations - (pmp)	6 (0.1)	-	-	-	-	-	-	-	-
Paediatric <15 years	5	-	-	-	-	-	-	-	-
-Liver + Small Bowel (pmp)	1 (0.0)	-	-	-	-	-	-	-	-
-S. B. TX Alone (pmp)	5 (0.1)	-	-	-	-	-	-	-	-

MULTIVISCERAL (pmp)

	-	-	-	-	-	-	-	-	-
--	---	---	---	---	---	---	---	---	---



LATIN AMERICA										
COUNTRIES	EL SALVADOR	GUATEMALA	HONDURAS	PANAMA	MEXICO	PARAGUAY	URUGUAY	VENEZUELA		
Population (million inhabitants)	7.1	13.2	8.0	3.5	105.8	6.4	3.3	27.5		
DONATION										
Deceased Organ D.- included NHBDB - (Rate - pmp -)	-	18 (1.4)	-	11 (3.1)	351 (3.3)	17 (2.7)	60 (18.2)	99 (3.6)		
NHB Donors (pmp)	-	-	-	-	-	-	-	-		
% Multitorgan donors	-	-	-	-	-	-	36.7	4		
TRANSPLANTATION										
KIDNEY										
TX - included all the combinations - (pmp)	38 (5.4)	138 (10.5)	4 (0.5)	31 (8.9)	2087 (19.7)	25 (3.9)	102 (30.9)	345 (12.55)		
% (Living TX/ Total TX)	100	73.9	100	29	74.8	88	5.9	46.1		
Paediatric <15 years	-	6	1	-	-	-	2	17		
Deceased Donor TX (pmp)	-	36 (2.7)	-	22 (6.2)	526 (5.0)	3 (0.5)	96 (29.1)	186 (6.8)		
-Single TX (pmp)	-	36 (2.7)	-	22 (6.2)	520 (4.9)	-	96 (29.1)	185 (6.7)		
-Double TX (pmp)	-	-	-	-	6 (0.1)	-	-	1 (0.0)		
Living TX (pmp)	38 (5.4)	102 (7.7)	4 (0.5)	9 (2.6)	1561 (14.75)	22 (3.4)	6 (1.8)	159 (5.7)		
NHB kidney TX (pmp)	-	-	-	-	-	-	-	-		
LIVER										
TX - included all the combinations - (pmp)	-	-	-	-	99 (0.9)	-	4 (1.2)	10 (0.4)		
Paediatric <15 years	-	-	-	-	-	-	-	6		
-Split Liver TX (pmp)	-	-	-	-	-	-	-	4 (0.15)		
-Dormino Liver TX (pmp)	-	-	-	-	-	-	-	-		
Living Liver TX (pmp)	-	-	-	-	12 (0.1)	-	1 (0.3)	6 (0.2)		
NHB Liver TX (pmp)	-	-	-	-	-	-	-	-		
HEART										
TX-included heart-lung transplant- (pmp)	-	-	-	-	15 (0.1)	2 (0.3)	4 (1.2)	-		
Paediatric <15 years	-	-	-	-	-	-	-	-		
HEART-LUNG										
Transplants (pmp)	-	-	-	-	-	-	1 (0.3)	-		
Paediatric <15 years	-	-	-	-	-	-	-	-		
LUNG										
TX - included all the combinations - (pmp)	-	-	-	-	2 (0.0)	-	2 (0.6)	-		
Paediatric <15 years	-	-	-	-	-	-	-	-		
-Single (pmp)	-	-	-	-	2 (0.0)	-	1 (0.3)	-		
-Double - included Heart/ Lung TX - (pmp)	-	-	-	-	-	-	1 (0.3)	-		
NHB - double + single - Lung TX (pmp)	-	-	-	-	-	-	-	-		
PANCREAS										
TX - included all the combinations - (pmp)	-	-	-	-	4 (0.0)	-	2 (0.6)	-		
Paediatric <15 years	-	-	-	-	-	-	-	-		
-Kidney - Pancreas TX (pmp)	-	-	-	-	4 (0.0)	-	2 (0.6)	-		
-Pancreas TX Alone (pmp)	-	-	-	-	-	-	-	-		
SMALL BOWEL										
TX - included all the combinations - (pmp)	-	-	-	-	-	-	-	-		
Paediatric <15 years	-	-	-	-	-	-	-	-		
-Liver + Small Bowel (pmp)	-	-	-	-	-	-	-	-		
-S. B. TX Alone (pmp)	-	-	-	-	-	-	-	-		
MULTIVISCERAL (pmp)										
TX - included all the combinations - (pmp)	-	-	-	-	-	-	-	-		
Paediatric <15 years	-	-	-	-	-	-	-	-		
-Liver + Small Bowel (pmp)	-	-	-	-	-	-	-	-		
-S. B. TX Alone (pmp)	-	-	-	-	-	-	-	-		



EUROPEAN UNION

COUNTRIES	AUSTRIA	BELGIUM	BULGARIA	CYPRUS	CZECH. R.	DENMARK	ESTONIA	FINLAND	FRANCE
Population	8.3	10.6	7.0	0.7	10.3	5.5	1.3	5.3	63.2

WAITING LIST

KIDNEY

N° TX CENTRES	AUSTRIA	BELGIUM	BULGARIA	CYPRUS	CZECH. R.	DENMARK	ESTONIA	FINLAND	FRANCE
Patients admitted to the WL during 2007	-	-	1	1	7	4	1	1	44
Patients awaiting for a TX by 2007, 31st Dec	380	420	294	10	408	201	67	196	3510
Patients dead while on the WL during 2007	852	840	947	114	525	385	52	252	6491
ESRD on dialysis treatment during 2007	37	26	28	10	25	36	4	12	128
	-	-	2887	240	-	-	296	-	-

LIVER

N° TX CENTRES:	AUSTRIA	BELGIUM	BULGARIA	CYPRUS	CZECH. R.	DENMARK	ESTONIA	FINLAND	FRANCE
Patients admitted to the WL during 2007	-	-	2	-	2	1	1	1	24
Patients awaiting for a TX by 2007, 31st Dec	191	299	29	-	156	40	2	55	1348
Patients dead while on the WL during 2007	113	176	89	-	66	21	1	7	575
	49	40	6	-	13	2	1	1	113

HEART

N° TX CENTRES:	AUSTRIA	BELGIUM	BULGARIA	CYPRUS	CZECH. R.	DENMARK	ESTONIA	FINLAND	FRANCE
Patients admitted to the WL during 2007	-	-	1	-	2	2	-	1	25
Patients awaiting for a TX by 2007, 31st Dec	77	98	14	-	81	23	-	16	540
Patients dead while on the WL during 2007	52	34	87	-	64	14	-	5	298
	13	13	15	-	12	3	-	1	82

LUNG

N° TX CENTRES:	AUSTRIA	BELGIUM	BULGARIA	CYPRUS	CZECH. R.	DENMARK	ESTONIA	FINLAND	FRANCE
Patients admitted to the WL during 2007	-	-	0	-	1	1	-	1	12
Patients awaiting for a TX by 2007, 31st Dec	104	90	0	-	31	28	-	11	287
Patients dead while on the WL during 2007	5	5	0	-	47	32	-	0	168
	5	5	0	-	13	9	-	1	43

PANCREAS

N° TX CENTRES:	AUSTRIA	BELGIUM	BULGARIA	CYPRUS	CZECH. R.	DENMARK	ESTONIA	FINLAND	FRANCE
Patients admitted to the WL during 2007	-	-	0	-	1	0	-	0	11
Patients awaiting for a TX by 2007, 31st Dec	24	34	0	-	30	-	-	-	105
Patients dead while on the WL during 2007	1	37	0	-	37	-	-	-	151
	1	-	0	-	3	-	-	-	5

SMALL BOWEL

N° TX CENTRES:	AUSTRIA	BELGIUM	BULGARIA	CYPRUS	CZECH. R.	DENMARK	ESTONIA	FINLAND	FRANCE
Patients admitted to the WL during 2007	-	-	0	-	0	0	-	0	4
Patients awaiting for a TX by 2007, 31st Dec	-	-	0	-	-	-	-	-	14
Patients dead while on the WL during 2007	-	-	0	-	-	-	-	-	20
	-	-	0	-	-	-	-	-	1

EUROPEAN UNION

COUNTRIES Population	GERMANY 82.3	GREECE 11.0	HUNGARY 10.1	IRELAND 4.2	ITALY 58.2	LATVIA 2.3	LITHUANIA 3.4	LUXEMBURG 0.5	NETHERLANDS 16.4
WAITING LIST									
KIDNEY									
N° TX CENTRES:	-	4	4	1	43	1	2	-	-
Patients admitted to the WL during 2007	2956	273	227	219	2932	42	64	0	869
Patients awaiting for a TX by 2007, 31st Dec	8207	903	705	433	7098	301	211	10	937
Patients dead while on the WL during 2007	314	14	44	16	143	11	25	6	95
ESRD on dialysis treatment during 2007	-	-	6992	-	-	0	1276	-	-
LIVER									
N° TX CENTRES:	-	2	1	1	22	0	2	-	-
Patients admitted to the WL during 2007	1590	44	68	48	1347	0	12	0	140
Patients awaiting for a TX by 2007, 31st Dec	1940	24	59	16	1492	0	28	-	132
Patients dead while on the WL during 2007	308	4	23	8	226	0	4	-	16
HEART									
N° TX CENTRES:	-	1	2	1	19	1	2	-	-
Patients admitted to the WL during 2007	707	8	31	-	539	3	14	0	69
Patients awaiting for a TX by 2007, 31st Dec	839	10	19	-	863	5	26	-	47
Patients dead while on the WL during 2007	166	2	3	-	102	1	6	-	19
LUING									
N° TX CENTRES:	-	1	0	1	13	0	2	-	-
Patients admitted to the WL during 2007	448	5	10	-	195	0	0	0	106
Patients awaiting for a TX by 2007, 31st Dec	594	2	5	-	307	0	2	-	162
Patients dead while on the WL during 2007	97	1	2	-	72	0	0	-	17
PANCREAS									
N° TX CENTRES:	-	0	2	1	13	0	0	-	-
Patients admitted to the WL during 2007	212	0	6	9	111	0	0	0	16
Patients awaiting for a TX by 2007, 31st Dec	247	0	16	25	258	0	0	-	29
Patients dead while on the WL during 2007	16	0	2	0	6	0	0	-	5
SMALL BOWEL									
N° TX CENTRES:	-	0	-	0	3	0	0	-	-
Patients admitted to the WL during 2007	-	0	-	-	8	0	0	0	-
Patients awaiting for a TX by 2007, 31st Dec	-	0	-	-	20	0	0	-	-
Patients dead while on the WL during 2007	-	0	-	-	1	0	0	-	-





EUROPEAN UNION

COUNTRIES	POLAND	PORTUGAL	ROMANIA	SLOVAK R.	SLOVENIA	SPAIN	SWEDEN	U. K.
Population	38.2	10.6	21.0	5.3	2.0	45.2	9.2	60.2

WAITING LIST

KIDNEY

N° TX CENTRES:

Patients admitted to the WL during 2007
 Patients awaiting for a TX by 2007, 31st Dec
 Patients dead while on the WL during 2007
 ESRD on dialysis treatment during 2007

LIVER

N° TX CENTRES:

Patients admitted to the WL during 2007
 Patients awaiting for a TX by 2007, 31st Dec
 Patients dead while on the WL during 2007

HEART

N° TX CENTRES:

Patients admitted to the WL during 2007
 Patients awaiting for a TX by 2007, 31st Dec
 Patients dead while on the WL during 2007

LUNG

N° TX CENTRES:

Patients admitted to the WL during 2007
 Patients awaiting for a TX by 2007, 31st Dec
 Patients dead while on the WL during 2007

PANCREAS

N° TX CENTRES:

Patients admitted to the WL during 2007
 Patients awaiting for a TX by 2007, 31st Dec
 Patients dead while on the WL during 2007

SMALL BOWEL

N° TX CENTRES:

Patients admitted to the WL during 2007
 Patients awaiting for a TX by 2007, 31st Dec
 Patients dead while on the WL during 2007

	17	8	5	4	-	44	4	25
	1404	650	350	214	55	-	347	2954
	1621	2324	1626	546	84	4291	338	8876
	41	97	15	121	1	-	21	636
	15000	9554	6500	0	-	21974	-	-
	5	3	1	0	-	28	3	9
	269	-	187	0	19	1461	143	790
	171	-	313	0	9	696	40	316
	30	-	31	0	8	175	7	255
	4	4	2	2	-	20	3	8
	205	-	30	28	22	330	44	210
	214	-	80	11	30	97	22	112
	27	-	12	3	2	33	1	146
	1	1	2	0	-	9	2	6
	15	-	6	0	-	230	26	228
	24	-	20	0	-	133	24	284
	0	-	2	0	-	24	2	136
	3	2	3	1	-	11	3	8
	23	30	42	0	1	103	13	320
	10	31	84	0	1	87	24	364
	2	3	8	0	-	3	0	34
	0	0	0	0	-	2	1	3
	0	0	0	0	-	8	-	14
	0	0	0	0	-	8	-	2
	0	0	0	0	-	2	-	5

NON EUROPEAN UNION

COUNTRIES	AUSTRALIA	CANADA	CROATIA	ICELAND	ISRAEL	N. ZEALAND	NORWAY	SWITZERLAND	TURKEY	USA
Population	21.0	33.4	4.4	0.3	7.2	4.2	4.7	7.6	75.2	303.9

WAITING LIST

KIDNEY

N° TX CENTRES:	AUSTRALIA	CANADA	CROATIA	ICELAND	ISRAEL	N. ZEALAND	NORWAY	SWITZERLAND	TURKEY	USA
Patients admitted to the WL during 2007	22	24	-	1	6	3	1	6	37	250
Patients awaiting for a TX by 2007, 31st Dec	-	-	712	-	320	-	158	362	-	33875
Patients dead while on the WL during 2007	1388	4195	378	-	540	559	195	681	14450	76313
ESRD on dialysis treatment during 2007	-	193	5	-	33	-	18	19	-	4563
	-	-	-	-	-	-	-	-	42500	-

LIVER

N° TX CENTRES:	AUSTRALIA	CANADA	CROATIA	ICELAND	ISRAEL	N. ZEALAND	NORWAY	SWITZERLAND	TURKEY	USA
Patients admitted to the WL during 2007	8	9	-	0	3	1	1	3	23	117
Patients awaiting for a TX by 2007, 31st Dec	-	-	99	-	81	-	68	135	-	11081
Patients dead while on the WL during 2007	198	635	59	-	117	31	12	116	1165	16230
	-	78	14	-	29	-	0	16	-	1614

HEART

N° TX CENTRES:	AUSTRALIA	CANADA	CROATIA	ICELAND	ISRAEL	N. ZEALAND	NORWAY	SWITZERLAND	TURKEY	USA
Patients admitted to the WL during 2007	5	11	-	-	3	1	1	3	12	131
Patients awaiting for a TX by 2007, 31st Dec	-	-	19	-	52	-	31	41	-	3111
Patients dead while on the WL during 2007	100	124	12	-	115	6	5	24	172	2607
	-	22	1	-	16	-	2	6	-	324

LUNG

N° TX CENTRES:	AUSTRALIA	CANADA	CROATIA	ICELAND	ISRAEL	N. ZEALAND	NORWAY	SWITZERLAND	TURKEY	USA
Patients admitted to the WL during 2007	5	6	-	0	2	1	1	2	12	67
Patients awaiting for a TX by 2007, 31st Dec	-	-	-	-	68	-	32	50	-	1959
Patients dead while on the WL during 2007	141	234	-	-	70	5	42	36	1	2117
	-	40	-	-	16	-	6	6	-	277

PANCREAS

N° TX CENTRES:	AUSTRALIA	CANADA	CROATIA	ICELAND	ISRAEL	N. ZEALAND	NORWAY	SWITZERLAND	TURKEY	USA
Patients admitted to the WL during 2007	2	6	-	0	3	1	1	2	37	141
Patients awaiting for a TX by 2007, 31st Dec	-	-	17	-	13	-	18	33	-	2512
Patients dead while on the WL during 2007	48	80	6	-	22	5	17	46	32	3931
	-	6	1	-	-	-	1	1	-	267

SMALL BOWEL

N° TX CENTRES:	AUSTRALIA	CANADA	CROATIA	ICELAND	ISRAEL	N. ZEALAND	NORWAY	SWITZERLAND	TURKEY	USA
Patients admitted to the WL during 2007	-	4	-	0	1	-	0	1	0	18
Patients awaiting for a TX by 2007, 31st Dec	-	-	-	-	1	-	-	-	1	281
Patients dead while on the WL during 2007	-	-	-	-	1	-	-	-	1	233
	-	-	-	-	-	-	-	-	-	37





LATIN AMERICA

COUNTRIES Population	ARGENTINA 39.3	BOLIVIA 9.8	BRASIL 191.3	COSTA RICA 4.5	CUBA 11.3	ECUADOR 13.0	MEXICO 105.8	PANAMA 3.5	URUGUAY 3.3	VENEZUELA 27.5
-------------------------	-------------------	----------------	-----------------	-------------------	--------------	-----------------	-----------------	---------------	----------------	-------------------

WAITING LIST

KIDNEY

N° TX CENTRES:	52	3	227	1	7	-	199	1	4	10
Patients admitted to the WL during 2006	1552	-	-	36	150	176	3214	15	116	390
Patients awaiting for a TX by 2006, 31st Dec	4663	-	35090	50	1441	125	1398	134	416	803
Patients dead while on the WL during 2006	246	-	-	3	40	-	63	12	12	16
ESRD on dialysis treatment during 2006	24835	1085	-	-	-	-	-	890	2422	9163

LIVER

N° TX CENTRES:	17	-	56	1	3	-	48	-	-	1
Patients admitted to the WL during 2006	455	-	-	-	59	-	221	-	8	4
Patients awaiting for a TX by 2006, 31st Dec	453	-	6453	-	12	-	62	-	19	12
Patients dead while on the WL during 2006	95	-	-	-	5	-	40	-	-	2

HEART

N° TX CENTRES:	28	-	62	1	1	-	35	-	3	-
Patients admitted to the WL during 2006	141	-	-	2	8	-	40	-	19	-
Patients awaiting for a TX by 2006, 31st Dec	115	-	315	1	1	-	17	-	22	-
Patients dead while on the WL during 2006	53	-	-	-	-	-	6	-	3	-

LUNG

N° TX CENTRES:	9	-	11	1	1	-	9	-	-	-
Patients admitted to the WL during 2006	53	-	-	-	-	-	4	-	2	-
Patients awaiting for a TX by 2006, 31st Dec	76	-	136	-	-	-	-	-	2	-
Patients dead while on the WL during 2006	14	-	-	-	-	-	1	-	-	-

PANCREAS

N° TX CENTRES:	7	-	79	1	2	-	19	-	1	-
Patients admitted to the WL during 2006	118	-	-	-	-	-	2	-	3	-
Patients awaiting for a TX by 2006, 31st Dec	67	-	740	-	-	-	1	-	16	-
Patients dead while on the WL during 2006	-	-	-	-	-	-	-	-	-	-

SMALL BOWEL

N° TX CENTRES:	3	-	-	-	-	-	-	-	-	-
Patients admitted to the WL during 2006	4	-	-	-	-	-	-	-	-	-
Patients awaiting for a TX by 2006, 31st Dec	4	-	-	-	-	-	-	-	-	-
Patients dead while on the WL during 2006	-	-	-	-	-	-	-	-	-	-

EUROPEAN UNION												
COUNTRIES	BULGARIA	ESTONIA	FRANCE	GREECE	HUNGARY	IRELAND	ITALY	LATVIA	LITHUANIA			
Population (million inhabitants)	7.0	1.3	63.2	11.0	10.1	4.2	58.2	2.3	3.4			
FAMILY REFUSALS												
Number of interviews, asking for consent to donation	16	41	-	161	254	146	2200	32	73			
Number of family refusals (%)	7 (43.75)	16 (39.0)	889	70 (43.5)	11 (4.3)	12 (8.2)	683 (31.05)	11 (34.4)	28 (38.4)			
EUROPEAN UNION												
COUNTRIES	POLAND	ROMANIA	SPAIN	U. K.	NON EUROPEAN UNION							
Population (million inhabitants)	38.2	21.0	45.2	60.2	ISRAEL	NORWAY	TURKEY					
Number of interviews, asking for consent to donation	466	70	1987	1403	145	122	594					
Number of family refusals (%)	52 (11.2)	34 (48.6)	335 (16.8)	844 (60.2)	84 (57.9)	28 (22.3)	349 (58.75)					
FAMILY REFUSALS												
LATIN AMERICA												
COUNTRIES	ARGENTINA	CHILE	COLOMBIA	CUBA	PANAMA	PARAGUAY	URUGUAY	VENEZUELA				
Population (million inhabitants)	39.3	16.6	47.0	11.3	3.5	6.4	3.3	27.5				
FAMILY REFUSALS												
Number of interviews, asking for consent to donation	1135	-	-	226	24	-	74	208				
Number of family refusals (%)	549 (48.0)	-(41.0)	-(34.5)	26 (11.5)	13 (54.2)	-(30.0)	27 (36.5)	65 (31.25)				





**COUNCIL
OF EUROPE**

**CONSEIL
DE L'EUROPE**



**International data on tissue
and hematopoietic
stem cell transplantation.
Year 2007**



EUROPEAN UNION

COUNTRIES Population (million inhabitants)	BULGARIA 7.0	CZECH R. 10.3	ESTONIA 1.3	FRANCE 63.2	GREECE 11.0	ITALY 58.2	LITHUANIA 3.4	PORTUGAL 10.6	ROMANIA 21.0	SPAIN 45.2	SLOVAKIA 5.3	U. K. 60.2
---	-----------------	------------------	----------------	----------------	----------------	---------------	------------------	------------------	-----------------	---------------	-----------------	---------------

TISSUE ACTIVITY INDICATORS

Muscle Skeletal Tissue

N° of Banks	2	24	1	-	1	6	2	2	4	37	2	-
N° Deceased donors (pmp)	405 (57.8)	128 (12.4)	1 (0.8)	-	-	309 (5.3)	4 (12.0)	36 (3.4)	5 (0.2)	585 (12.9)	18 (3.3)	-
N° Living donors (pmp)	0	1171 (113.8)	-	-	-	2815 (48.4)	57 (16.8)	-	198 (9.4)	2633 (58.25)	84 (15.3)	-
N° Grafted Patients (pmp)	255 (36.4)	1177 (114.4)	-	18367 (290.5)	-	4959 (85.2)	59 (17.4)	-	204 (9.7)	6465 (143.7)	425 (77.3)	-
N° Bank Processed Pieces (pmp)	2817 (402.0)	-	198 (152.3)	14875 (235.3)	-	9543 (164.0)	69 (20.3)	-	296 (14.1)	9326 (206.3)	564 (102.5)	-
Percentage of Discarded Pieces	2	-	-	-	-	-	17	-	27.25	11	-	-
Types of Tissues Distributed: Bone %	75	-	-	-	-	-	-	-	-	-	-	-
(frozen/ freeze-dry/ demineralized)	0	-	-	-/-/725	-	66/7/2	-	-	-	-	100/-/-	-
Types of Tissues Distributed: Tendons %	86	-	-	20	-	25	-	-	-	-	6	-

Corneas

N° of Banks	1	3	2	-	12	13	2	9	1	22	3	6
N° Deceased donors (pmp)	56 (8.0)	438 (42.5)	21 (15.7)	-	61 (5.5)	5985 (102.8)	20 (5.9)	-	15 (0.7)	2512 (55.6)	124 (22.5)	2622 (43.55)
N° Grafted Patients (pmp)	77 (11.0)	876 (85.15)	56 (41.8)	3732 (59.0)	275 (25.0)	4196 (72.1)	37 (10.9)	525 (49.7)	23 (1.1)	3031 (67.1)	183 (33.3)	2176 (36.15)
N° Bank Processed Pieces (pmp)	98 (14.0)	-	-	7777 (123.0)	-	11033 (189.6)	39 (11.5)	-	26 (1.2)	4608 (101.95)	237 (43.1)	5239 (87.0)
Percentage of Discarded Pieces	1	-	-	-	-	-	2.5	-	11.1	-	-	26.6

Vascular Tissue

N° of Banks	0	3	-	-	-	5	1	2	1	28	2	-
N° Deceased donors (pmp)	0	12 (1.2)	-	-	-	159 (2.7)	7 (2.1)	-	0	220 (4.9)	5 (0.9)	-
-N° Living donors (pmp)	0	-	-	-	-	801 (13.8)	-	-	0	-	-	-
-N° Grafted Patients (pmp)	0	6 (0.6)	-	866 (13.7)	-	266 (4.6)	1 (0.3)	-	0	78 (1.7)	7 (1.3)	-
N° Bank Processed Pieces (pmp)	0	-	-	3114 (49.3)	-	1109 (19.1)	7 (2.1)	-	0	205 (4.5)	10 (1.8)	-
Percentage of Discarded Pieces	0	-	-	-	-	-	85.7	-	0	14.7	-	-
Types of Tissues Distributed: Artery	0	-	-	332	-	41	-	-	-	100	-	-
Types of Tissues Distributed: Vein	0	-	-	534	-	59	-	-	-	-	-	-

Valves

N° of Banks	0	2	-	-	-	5	1	3	1	28	1	-
N° Deceased Donors (pmp)	0	83 (8.1)	-	-	-	234 (4.0)	19 (5.6)	-	0	239 (5.3)	24 (4.4)	-
N° Grafted Patients (pmp)	0	83 (8.1)	-	93 (1.5)	-	171 (2.9)	11 (3.2)	-	0	105 (2.3)	9 (1.6)	-
N° Bank Processed Pieces (pmp)	0	-	-	534 (8.4)	-	413 (7.1)	33 (9.7)	-	0	420 (9.3)	39 (7.1)	-
Percentage of Discarded Pieces	0	-	-	-	-	-	66.6	-	0	30	-	-
Types of Tissues Distributed: Aortic	0	-	-	30	-	40	-	-	-	44	10	-
Types of Tissues Distributed: Pulmonary	0	-	-	60	-	60	-	-	-	56	90	-
Types of Tissues Distributed: Tricuspid	0	-	-	-	-	-	-	-	-	-	-	-
Types of Tissues Distributed: Mitral	0	-	-	3	-	-	-	-	-	-	-	-
Types of Tissues Distributed: Other	0	-	-	-	-	-	-	-	-	-	-	-



EUROPEAN UNION

COUNTRIES	BULGARIA	CZECH R.	ESTONIA	FRANCE	GREECE	ITALY	LITHUANIA	PORTUGAL	ROMANIA	SPAIN	SLOVAKIA	U. K.
Population (million inhabitants)	7.0	10.3	1.3	63.2	11.0	58.2	3.4	10.6	21.0	45.2	5.3	60.2

TISSUE ACTIVITY INDICATORS

Skin

N° of Banks	2	2	-	-	1	5	-	1	6	14	2	-
N° Deceased donors (pmp)	102 (14.5)	11 (1.1)	-	-	6 (0.5)	293 (5.0)	-	5 (0.4)	9 (0.4)	83 (1.8)	-	-
N° Living donors (pmp)	0	5 (0.5)	-	-	-	-	-	-	31 (1.5)	-	-	-
N° Grafted patients (pmp)	168700 (24100.0)	5 (0.5)	-	308357 (4877.6)	-	1458 (25.1)	-	-	19 (0.9)	71 (1.6)	-	-
N° Bank Processed Pieces (pmp)	358500 (51214.0)	-	-	262148 (4146.7)	-	804910 (13830.1)	-	-	46500 (2214.3)	266120 (5887.6)	-	-
Percentage of Discarded Pieces	0	-	-	-	-	-	-	-	1	-	-	-

Cell Cultures

N° of Banks	0	4	-	-	-	-	-	-	0	13	3	-
N° Deceased donors (pmp)	0	-	-	-	-	-	-	-	0	-	-	-
N° Living Donors (pmp)	0	115 (11.2)	-	-	-	-	-	-	0	-	81 (14.7)	-
N° Grafted Patients (pmp)	0	115 (11.2)	-	-	-	-	-	-	0	94 (2.1)	74 (13.45)	-
N° Bank Processed Pieces (pmp)	0	-	-	-	-	-	-	-	0	94 (2.1)	-	-
Percentage of Discarded Pieces	0	-	-	-	-	-	-	-	0	-	-	-
Types of Tissues Distributed: Chondrocytes	0	-	-	-	-	-	-	-	-	35.1	10	-
Types of Tissues Distributed: Keratinocytes	0	-	-	-	-	-	-	-	-	64.9	17	-
Types of Tissues Distributed: Other	0	-	-	-	-	-	-	-	-	-	3	-



NON EUROPEAN UNION

LATIN AMERICA

COUNTRIES	ISRAEL	NETHERLANDS	TURKEY	ARGENTINA	BRASIL	CUBA	PANAMA	MEXICO	URUGUAY	VENEZUELA
Population (million inhabitants)	7.2	16.4	75.2	39.3	191.3	11.3	3.5	105.8	3.3	27.5

TISSUE ACTIVITY INDICATORS

Muscle Skeletal Tissue

N° of Banks	1	1	-	16	6	-	-	3	1	-
N° Deceased donors (pmp)	24 (3.3)	119 (7.3)	-	82 (2.0)	-	34 (3.0)	-	-	23 (7.0)	-
N° Living donors (pmp)	-	-	-	471 (12.7)	-	-	-	-	-	-
N° Grafted Patients (pmp)	-	1175 (71.65)	-	942 (24.1)	-	31 (2.7)	-	-	135 (40.9)	-
N° Bank Processed Pieces (pmp)	-	-	-	492 (12.6)	-	34 (3.0)	-	-	887 (268.8)	-
Percentage of Discarded Pieces	-	-	-	38	-	-	-	-	10	-
Types of Tissues Distributed: Bone %	-	-	-	-	-	-	-	-	-	-
(frozen/ freeze-dry/ demineralized)	-	-	-	60/10/30	-	-	-	-	-	-
Types of Tissues Distributed: Tendons %	-	-	-	-	-	-	-	-	41/658/62	-

Corneas

N° of Banks	-	2	17	23	29	-	1	61	1	1
N° Deceased donors (pmp)	289 (40.1)	1341 (81.8)	876 (11.65)	798 (20.0)	11073 (57.9)	665 (59.3)	20 (5.7)	856 (8.1)	73 (22.1)	58 (2.1)
N° Grafted Patients (pmp)	-	810 (49.4)	1262 (16.8)	1035 (26.0)	-	558 (49.8)	35 (10.0)	1215 (11.5)	103 (31.2)	108 (3.9)
N° Bank Processed Pieces (pmp)	-	1810 (110.4)	964 (12.8)	1596 (40.9)	-	1120 (100.0)	1 (0.0)	-	147 (44.5)	116 (4.2)
Percentage of Discarded Pieces	-	-	-	53.6	-	15.7	20	29	13.6	6.9

Vascular Tissue

N° of Banks	-	1	-	2	-	-	-	-	1	-
N° Deceased donors (pmp)	-	24 (1.5)	-	98 (2.5)	-	-	-	-	16 (4.8)	-
N° Living donors (pmp)	-	-	-	-	-	-	-	-	47 (14.2)	-
N° Grafted Patients (pmp)	-	0	-	20 (0.5)	-	-	-	-	-	-
N° Bank Processed Pieces (pmp)	-	3 (0.2)	-	30 (0.8)	-	-	-	-	36 (10.9)	-
Percentage of Discarded Pieces	-	-	-	35	-	-	-	-	5.5	-
Types of Tissues Distributed: Artery	-	-	-	30	-	-	-	-	100	-
Types of Tissues Distributed: Vein	-	-	-	70	-	-	-	-	-	-

Valves

N° of Banks	3	1	3	5	1	-	-	1	1	-
N° Deceased Donors (pmp)	30 (4.2)	375 (22.9)	223 (3.0)	263 (6.7)	-	-	-	-	8 (2.4)	-
N° Grafted Patients (pmp)	-	103 (6.3)	159 (2.1)	305 (7.8)	-	-	-	-	7 (2.1)	-
N° Bank Processed Pieces (pmp)	-	279 (17.0)	-	360 (9.2)	-	-	-	-	11 (3.3)	-
Percentage of Discarded Pieces	-	-	-	33	-	-	-	-	-	-
Types of Tissues Distributed: Aortic	-	-	-	60	-	-	-	-	2	-
Types of Tissues Distributed: Pulmonary	-	-	-	40	-	-	-	-	5	-
Types of Tissues Distributed: Tricuspid	-	-	-	-	-	-	-	-	-	-
Types of Tissues Distributed: Mitral	-	-	-	-	-	-	-	-	-	-
Types of Tissues Distributed: Other	-	-	-	-	-	-	-	-	-	-



NON EUROPEAN UNION				LATIN AMERICA						
COUNTRIES	ISRAEL	NETHERLANDS	TURKEY	ARGENTINA	BRASIL	CUBA	PANAMA	MEXICO	URUGUAY	VENEZUELA
Population (million inhabitants)	7.2	16.4	75.2	39.3	191.3	11.3	3.5	105.8	3.3	27.5
TISSUE ACTIVITY INDICATORS										
Skin										
N° of Banks	1	1	-	4	1	-	-	2	1	-
N° Deceased donors (pmp)	54 (7.5)	531 (32.4)	-	77 (2.0)	-	-	-	-	30 (9.1)	-
N° Living donors (pmp)	-	-	-	-	-	-	-	-	-	-
N° Grafted patients (pmp)	-	-	-	72 (1.8)	-	-	-	-	28 (8.5)	-
N° Bank Processed Pieces (pmp)	-	-	-	120000	-	-	-	-	40500	-
Percentage of Discarded Pieces	-	-	-	(3053.0)	-	-	-	-	(12272.7)	-
				10					3.1	
Cell Cultures										
N° of Banks	-	-	-	-	-	-	-	-	-	-
N° Deceased donors (pmp)	-	-	-	-	-	-	-	-	-	-
N° Living Donors (pmp)	-	-	-	-	-	-	-	-	-	-
N° Grafted Patients (pmp)	-	-	-	-	-	-	-	-	-	-
N° Bank Processed Pieces (pmp)	-	-	-	-	-	-	-	-	-	-
Percentage of Discarded Pieces	-	-	-	-	-	-	-	-	-	-
Types of Tissues Distributed: Chondrocytes	-	-	-	-	-	-	-	-	-	-
Types of Tissues Distributed: Keratinocytes	-	-	-	-	-	-	-	-	-	-
Types of Tissues Distributed: Other	-	-	-	-	-	-	-	-	-	-



EUROPEAN UNION											
COUNTRIES	BULGARIA	ESTONIA	FRANCE	GREECE	HUNGARY	ITALY	LITHUANIA	POLAND			
Population (million inhabitants)	7.0	1.3	63.2	11.0	10.1	58.2	3.4	38.2			
HEMATOPOIETIC STEM CELL TRANSPLANTS											
Autologous	19	32	2847	83	200	2958	50	484			
Allogeneic related	7	3	614	57	42	864	19	148			
Allogeneic unrelated	3	7	765	51	44	495	35	143			
Total	29	42	4226	191	286	4317	104	775			
EUROPEAN UNION						NON EUROPEAN UNION					
COUNTRIES	PORTUGAL	ROMANIA	SPAIN	SWITZERLAND	TURKEY						
Population (million inhabitants)	10.6	21.0	45.2	7.6	75.2						
HEMATOPOIETIC STEM CELL TRANSPLANTS											
Autologous	244	72	1312	309	476						
Allogeneic related	58	9	427	75	-						
Allogeneic unrelated	43	0	280	68	-						
Total	345	81	2019	452	853						
LATIN AMERICA											
COUNTRIES	ARGENTINA	BRASIL	CUBA	PANAMA	URUGUAY	VENEZUELA					
Population (million inhabitants)	39.3	191.3	11.3	3.5	3.3	27.5					
HEMATOPOIETIC STEM CELL TRANSPLANTS											
Autologous	384	879	17	1	69	32					
Allogeneic related	150	562	6	2	10	35					
Allogeneic unrelated	37	121	-	-	2	1					
Total	571	1562	23	3	81	68					



**Documents Produced
by the Transplant Committee
of the Council Of Europe.
Year 2008**



RESOLUTION CM/RES(2008)4 ON ADULT-TO-ADULT LIVING DONOR LIVER TRANSPLANTATION

*(Adopted by the Committee of Ministers on 12 March 2008
at the 1021st meeting of the Ministers' Deputies)*



The Committee of Ministers, in its composition restricted to the representatives of the States Parties to the Convention on the elaboration of a European Pharmacopoeia¹,

Considering that the aim of the Council of Europe is to achieve greater unity between its members and that this aim may be pursued, inter alia, by the adoption of common action in the public health field;

Having regard to the Convention for the Protection of Human Rights and Dignity of the Human Being with regard to the Application of Biology and Medicine (Convention on Human Rights and Biomedicine – ETS No. 164), and in particular Article 19 (General rule) and Article 20 (Protection of persons not able to consent to organ removal) thereof;

Having regard also to the Additional Protocol to the Convention on Human Rights and Biomedicine concerning Transplantation of Organs and Tissues of Human Origin (ETS No. 186), and, in particular, Chapter III (Organ and tissue removal from living persons);

Recalling its Resolution (78) 29 on the harmonisation of legislation of member states relating to removal, grafting and transplantation of human substances;

Recalling its Recommendation Rec(2001)5 to member states on the management of organ transplant waiting lists and waiting times;

Recalling its Recommendation Rec(2004)7 to member states on organ trafficking;

Recognising that, in facilitating the transplantation of organs in the interest of patients in Europe, there is a need to protect individual rights and freedoms and to prevent the commercialisation of parts of the human body involved in organ procurement, exchange and allocation activities;

Considering that organ transplantation is a well-established, life-saving, and effective treatment and may be the only treatment available for some forms of end-stage organ failure;

Aware of the fact that tissue and cell transplantation may be life saving or life enhancing;

Concerned by the universal shortage of organs for transplantation;

Considering that adult-to-adult living donor liver transplantation (Domino liver transplantation, i.e. transplantation into a recipient whose own organ was respected and transplanted into another recipient, is excluded from the scope of this resolution) may be envisaged when suitable organs from deceased donors are not available, provided that all safeguards are implemented in order to guarantee the freedom and safety of the donor and a successful transplant in the recipient;

Convinced also that adult-to-adult living donor liver transplantation is an effective treatment for end-stage liver disease, with the potential benefit of reducing mortality of patients awaiting a transplantation;

Conscious of the risks that living donor liver transplantation may have for the donor and of the need to ensure that all measures are taken to safeguard the donor's health;

Recalling that no organ removal may be carried out on a person who does not have the capacity to consent;

¹ States concerned: Austria, Belgium, Bosnia and Herzegovina, Bulgaria, Croatia, Cyprus, Czech Republic, Denmark, Estonia, Finland, France, Germany, Greece, Hungary, Iceland, Ireland, Italy, Latvia, Lithuania, Luxembourg, Malta, Montenegro, Netherlands, Norway, Poland, Portugal, Romania, Serbia, Slovak Republic, Slovenia, Spain, Sweden, Switzerland, "the former Yugoslav Republic of Macedonia", Turkey and United Kingdom.



Recommends to member states the following:

1. to instruct the organisation responsible for accrediting transplantation programmes and regulating the allocation of organs to address explicitly the issue of adult-to-adult living donor liver transplantation and establish transplantation programmes accredited to perform this type of transplantation;
2. to ensure that adult-to-adult living donor liver transplantation programmes adhere to the following minimum requirements:
 - a. substantial experience in liver surgery and liver transplantation;
 - b. an active liver-transplantation programme;
 - c. significant mortality in the waiting list;
 - d. a multidisciplinary team experienced in routine and complex liver surgery, covering all operative
 - e. aspects (pre-operative, peri-operative and post-operative);
3. to ensure that the indications for adult-to-adult living donor liver transplantation are recognised indications for deceased donor liver transplantation;
4. to ensure that the organisation responsible for the allocation of organs and accreditation of transplantation programmes establishes clear conditions under which adult-to-adult living donor liver transplantation is ethically acceptable, namely:
 - a. adult-to-adult living donor liver transplantation is only to be performed within authorised/licensed programmes with ongoing feedback;
 - b. the donor and the recipient have a close personal relationship as required and defined by law;
 - c. each single procedure should be approved on a case-by-case basis;
 - d. the motive to donate is solely altruistic. Any financial gain or comparable advantage in connection with the donation is considered illegal;
 - e. the donor has been given appropriate information as to the purpose and nature of the removal as well as on its consequences and risks. The donor has also been informed of the rights and the safeguards prescribed by law for his or her protection, in particular of the right to have access to independent advice about such risks by a health professional having appropriate experience and who is not involved in the organ removal or subsequent transplantation procedures. Finally, the donor is provided with comprehensive information on:
 - i. the alternatives to adult-to-adult living donor liver transplantation;
 - ii. the previous experience of the centre where the procedure will be carried out;
 - iii. the risks of morbidity and mortality of the procedure for the donor and the recipient;
 - iv. the likely long-term outcome for the recipient;
 - f. the living donor has given free, informed and specific consent either in written form or before an official body; the donor may freely withdraw consent at any time;
 - g. the donor has been properly screened to identify any physical or psychological contra-indication; the removal may not be carried out if there is a serious risk to the life or health of the donor;
5. to ensure immediate access to the emergency waiting list for organs from deceased donors in case of failure of the remnant liver in the donor or graft failure in the recipient and that specific rules for non-residents apply according to national regulations;
6. to ensure that the necessary conditions and provisions are in place for long-term medical follow up of both donor and recipient, including the monitoring of the short- and long-term effects of transplantation on the health of donors, by the establishment of national registries;
7. to guarantee equitable access to liver transplantation services for all patients in need of a liver transplant, regardless of personal financial means;
8. to ensure that all costs related to the operations and follow-up of donor and recipient are covered, according to the competent organisation's own procedures;
9. to provide for a system of fair compensation for any person who suffered undue damage resulting from transplantation procedures, according to the conditions and procedures prescribed by law.



RESOLUTION CM/RES(2008)6 ON TRANSPLANTATION OF KIDNEYS FROM LIVING DONORS WHO ARE NOT GENETICALLY RELATED TO THE RECIPIENT

*(Adopted by the Committee of Ministers on 26 March 2008
at the 1022nd meeting of the Ministers' Deputies)*



The Committee of Ministers, in its composition restricted to the representatives of the States Parties to the Convention on the Elaboration of a European Pharmacopoeia¹,

Considering that the aim of the Council of Europe is to achieve greater unity between its members and that this aim may be pursued, inter alia, by the adoption of common action in the health field;

Taking into account its Resolution (78) 29 on the harmonisation of legislation of member states relating to removal, grafting and transplantation of human substances and the final text of the 3rd Conference of European Health Ministers (Paris, 16-17 November 1987);

Having regard to the Convention for the Protection of Human Rights and Dignity of the Human Being with regard to the Application of Biology and Medicine (Convention on Human Rights and Biomedicine – ETS No. 164), and in particular to Article 19 (General rule) and Article 20 (Protection of persons not able to consent to organ removal) thereof;

Having regard also to the Additional Protocol to the Convention on Human Rights and Biomedicine concerning the Transplantation of Organs and Tissues of Human Origin (ETS No. 186);

Recalling its Recommendation Rec(2001)5 to the member states on management of organ transplant waiting lists and waiting times;

Recalling its Recommendation Rec(2004)7 to the member states on organ trafficking;

Recognising that, in facilitating the transplantation of organs in the interests of patients in Europe, there

is a need to protect individual rights and freedoms and to prevent the commercialisation of parts of the human body involved in organ procurement, exchange and allocation activities;

Recalling the principle that organ removal can be undertaken on a living donor only in the case where a suitable organ from a deceased donor is not available and only when no alternative therapeutic method of comparable effectiveness is available;

Considering that there is a shortage of kidneys for transplantation to patients having reached the end stage of renal failure;

Taking note that the increasing number of transplantations of organs from living donors is one way of reducing the increasing gap between the growing number of patients waiting for kidney transplantation and the limited number of organs procured from deceased donors;

Stressing that transplantation of a kidney from a living donor to a genetically related recipient is a well-established practice in most of the States Parties to the Convention and that in some countries living donor kidney transplantations account for a large proportion of the transplants performed each year;

Knowing that there is very good evidence that living donor kidney transplants, even if the donor is not genetically related to the recipient, lead to similar or

¹ States concerned: Austria, Belgium, Bosnia and Herzegovina, Bulgaria, Croatia, Cyprus, Czech Republic, Denmark, Estonia, Finland, France, Germany, Greece, Hungary, Iceland, Ireland, Italy, Latvia, Lithuania, Luxembourg, Malta, Montenegro, Netherlands, Norway, Poland, Portugal, Romania, Republic of Serbia, Slovak Republic, Slovenia, Spain, Sweden, Switzerland, "the former Yugoslav Republic of Macedonia", Turkey and United Kingdom.



better clinical outcomes than with kidneys transplanted from deceased donors;

Stressing that living donor kidney transplants allow for the optimum treatment of receiving a transplant before going on to dialysis (pre-emptive transplant);

Taking into consideration that the removal of a kidney from a carefully selected, healthy individual carries a low risk of complications and has not been shown to have long-term effects on the health of such a donor;

Recalling that no organ removal may be carried out on a person who does not have the capacity to consent,

Recommends to the governments of States Parties to the Convention to take note of the general principles and measures listed in the attached appendix when they draw up the regulations and procedures relating to the donation of a kidney in view of transplantation by a living donor non genetically linked to the receiver:

Appendix to Resolution CM/Res(2008)6

1. States Parties to the Convention may permit the transplantation of kidneys from non-genetically related living donors on condition that:
 - the living donor and the recipient have a relationship as required and defined by law; the donor has been given appropriate information as to the purpose and nature of the removal as well as on its consequences and risks. The donor has also been informed of the rights and the safeguards prescribed by law for his or her protection, in particular of the right to have access to independent advice about such risks by a health professional having appropriate experience and who is not involved in the organ removal or subsequent transplantation procedures;
 - the living donor has given free, informed and specific consent, either in written form or before an official body; the donor may freely withdraw consent at any time;
 - no pressure is exerted on the living donor into donation;
 - the organ does not, as such, give rise to financial gain or comparable advantage;
 - the living donor has been properly screened to identify any physical or psychological contraindications; the removal may not be carried out if there is a serious risk to the life or health of the donor;
- long-term medical follow-up is provided to living donors. This includes the monitoring of short-and long-term effects of organ removal on the health of the living donor notably by the establishment of officially recognised registries.
2. States Parties to the Convention may require that persons waiting for such transplants be placed on a national waiting list during the period of approval of the potential donor for donation.
3. Any States Parties to the Convention allowing for non-genetically related living kidney donation should establish a register for such transplants which includes a donor register and donor follow-up procedures in line with those existing for transplantations of kidneys removed from genetically related living donors.
4. States Parties to the Convention may permit or prohibit by law non-directed living kidney donations – i.e. “good Samaritan” donors, truly altruist donors or donors involved in a “paired exchange” donation for the purpose of transplantation from a person with no established close personal relationship with the recipient. (This type of donation is in contrast to donation where the donor and the recipient are in close personal relation called “directed donation”). In the States Parties to the Convention authorising donations from non-related living donors, national regulations and appropriate management must be put in place in view of prohibiting and preventing organ trafficking, namely by clearly defined rules for non-residents.
5. States Parties to the Convention should establish an independent mechanism for approving non-genetically related living kidney donor transplants in compliance with Article 10 of the Additional Protocol to the Convention on Human Rights and Biomedicine concerning the Transplantation of Organs and Tissues of Human Origin. It is also recommended that States Parties to the Convention establish such a mechanism for all cases of non-directed donation. Particular attention should be given to cases where the donor is not a resident of the member state concerned. Within the requirements of data protection legislation, registered activities should be reported on a regular basis to the national health authority.



Global Observatory on Donation & Transplantation

Global Observatory on Donation and Transplantation

- About us
- WHO-ONT Collaboration

World Transplant Information - countries

- Uses of data
- Legislation
- Organization

World Transplant Information - data

- Data Tables
- Data Graphics
- Data Introduction

Newsroom

- Events' Calendar
- Press releases / media information

Become a donor

- Videos / media campaigns
- Activities And Documents

Library

- Documents and guidelines
- Topics
- Scientific News

Links

- National Transplant Organizations
- Transplant societies
- Journals
- Information about Transplant
- Registries
- Other



Login



Login

Friday, 11 July 2008

Search people



Events' Announcement

Global Events	Title	Begin
	XXII International Congress of The Transplantation Society	10/06/2008
	Fourth WDDOT (World Day for Organ Donation and Transplantation)	20/09/2008
	International Conference on Human Rights and Biomedicine	10/12/2008

Last global news

New

Declaration of Istanbul on Organ Trafficking and Transplant Tourism
May 2008

Kidney racket scandal shocks country
The uncovering of an illegal kidney transplant racket in a booming IT city has gripped India. January, 2008

The state of the international organ trade: a provisional picture based on integration of available
Bulletin of the World Health Organization. December 2007;85:955-962.

International perspectives on the ethics and regulation of human cell and tissue transplantation

www.transplant-observatory.org





In collaboration with
World Health Organization

Site Map | [FAQ](#) | [Contact](#) | [Help](#) | [Alerts](#)
 Search [All Sources](#) [Advanced Search](#) >

Global Observatory on Donation & Transplantation

[Home](#) | [Eastern Mediterranean](#) | [South-East Asia](#) | [Europe](#) | [Americas](#) | [African](#) | [Western Pacific](#)


GLOBAL DATA

Kidney Transplants	Liver Transplants	Heart Transplants	Lung Transplants	Pancreas Transplants
65511 (61% from LD)	20366 (10% from LD)	5313	3051	2559


96820 SOLID ORGAN TRANSPLANTS

Global Database on Donation and Transplantation.
 2006 data.93 countries

NOTAS



NOTAS



LIST OF PARTICIPANTS CD-P-TO (15/03/08 - Strasbourg)



AUSTRIA

Dr. MUEHLBACHER Ferdinand

BELGIUM

Dr. COENE Leen

BULGARIA

Dr. BRANKOV Dimitar

CYPRUS

CZECH REPUBLIC

Dr. BREZOVSKY Pavel

DENMARK

Dr. CARLSEN Jorn

ESTONIA

Dr. DMITRIEV Peeter

FINLAND

Dr. SALMELA Kaija

FRANCE

Dr. LOTY Bernard

Dr. LUCIOLLI Esmeralda

GERMANY

Dr. KIRSTE Günter

GREECE

Dr. GOMPOU Athina

HUNGARY

Dr. PERNER Ferenc

IRELAND

Dr. O'NEILL Freda

ITALY

Dr. NANNI COSTA Alessandro

Dr. RAGO Claudio

LATVIA

Dr. ROZENTAL Rafail

LITHUANIA

LUXEMBOURG

Dr. MOUSTY Raymond

MALTA

MOLDOVA

Dr. CONDREANU Igor

NETHERLANDS

Dr. HAASE-KROMWIJK Bernadette

POLAND

Dr. ROWINSKI Wojciech

POTUGAL

Dr. PENA Joao Rodrigues

ROMANIA

Dr. ZOTA Victor

SLOVENIA

Dr. AVSEC- LETONJA Danica

SPAIN

Dr. MATESANZ Rafael

SLOVAK REPUBLIC

Dr. DANNINGER Filip

SWEDEN

Dr. WELIN Asa

UNITED KINGDOM

Dr. RUDGE Chris

(ET) EUROTRANSPLANT

Austria, Belgium, Croatia, Germany, Luxembourg, Netherlands, Slovenia

Dr. RAHMEL Axel

(SKT) SCANDIATRANSPLANT

Denmark, Finland, Norway, Sweden, Iceland

Dr. JAKOBSEN Arnt

ARMENIA

BELARUS

Dr. USS Anatoly

BOSNIA AND HERZEGOVINA

CANADA

DR. AGBANYO Francisca

CROATIA

GEORGIA

Dr. TOMADZE Gia

ICELAND

Dr. MAGNUSSON Sveinn

ISRAEL

NORWAY

Dr. PFEFFER Per

RUSSIAN FEDERATION

SERBIA

Dr. GRADINAC Sinisa

SWITZERLAND

Dr. MOREL Philippe

TURKEY

IBEROAMERICAN COUNCIL

Dr. MORALES BELLINI Fernando

COUNCIL OF EUROPE

Dr. DE SOLA LLERA Carlos

Dr. GORSETH Hallvard

Dr. LWOFF Laurence

Dr. REQUENA Marta

Dr. SPIESER Jean-Marc (Head of DBO)

M-E. BEHR-GROSS (Secretariat)


EUROPEAN COMMISSION

Dr. FERNANDEZ-ZINCKE Eduardo

WHO

Dr. NÖEL Luc

Celebration of the 10th European
donation and transplantation day in
S L O V E N I A



Ljubljana, 18th October 2008

on the initiative of the **Council of Europe**

